



Club Health Assessment for District A 1 through July 2025

			Status	Membership					Reports				Finance		LCIF	
Club Number	Club Name	Charter Date	Times in Status Quo in Past 2 Years	Current Member Count **	YTD Members Added	YTD Members Dropped	YTD Net Growth% ***	Member Count 1 Year Ago	Dropped Members Avg.Length of Service	Months Since Membership Update	Current Officers Reported ****	Current President Repeated Term	VP Reported *****	Last Date Reported Service (mm/yyyy)	Account Balance	YTD Donations
Clubs more than two years old																
14505	AILSA CRAIG & DISTRICT	05/12/1971	Active	23	0	0	0.00%	25		1	Y	2	R	07/2025		\$366.10
	Exc Award (06/30/2017, 06/30/2018, 06/30/2020)															
14507	ARKONA	02/21/1948	Active	19	0	0	0.00%	22		2	Y		N	11/2024		
	Exc Award (06/30/2021)															
14508	BELLE RIVER	12/14/1944	Active	47	0	0	0.00%	49		1	Y		N	06/2025		\$43.93
	Exc Award (06/30/2017, 06/30/2018, 06/30/2024)															
14509	BELMONT	11/19/1956	Active	35	0	0	0.00%	30		5	Y	2	R	06/2025		\$7.32
14511	CHATHAM	03/24/1949	Active	21	0	0	0.00%	18		1	Y		N	07/2025		\$14.64
	Exc Award (06/30/2018, 06/30/2019, 06/30/2021, 06/30/2024)															
14512	DELAWARE	03/24/1971	Active	56	0	0	0.00%	59		0	Y		N	06/2024		
14513	DORCHESTER	04/14/1954	Active	56	3	0	5.66%	58		0	Y	2		06/2025		\$100.00
	Exc Award (06/30/2019, 06/30/2020, 06/30/2021, 06/30/2022, 06/30/2023)															
14538	DUTTON & DISTRICT	11/03/1966	Active	26	0	1	-3.70%	21	1	0	Y	2	R	07/2025		
	Exc Award (06/30/2018, 06/30/2020, 06/30/2023)															
29799	GLENCOE DISTRICT	09/12/1974	Active	33	0	0	0.00%	36		1	Y		N	10/2023		
40119	HIGHGATE & DIST	06/30/1981	Active	19	0	0	0.00%	19		3	Y	3	R	03/2025		
38598	HYDE PARK & DISTRICT L C	06/02/1980	Active	36	0	0	0.00%	43		1	Y		N	06/2024		\$2,562.67
	Exc Award (06/30/2017, 06/30/2023, 06/30/2024)															
14515	ILDERTON & DISTRICT L C	04/27/1954	Active	47	1	0	2.17%	48		0	Y		N	06/2025		\$14.64
14516	KINGSVILLE	05/03/1933	Active	19	0	0	0.00%	21		1	Y		N	10/2024		
	Exc Award (06/30/2021)															
33216	LAMBETH	01/19/1977	Active	18	0	0	0.00%	21		1	Y		N	11/2024		\$29.29
	Exc Award (06/30/2021, 06/30/2023)															
14517	LEAMINGTON	12/11/1925	Active	12	0	0	0.00%	14		1	Y	9		10/2023		
43015	LIGHTHOUSE COVE & DIST	09/16/1983	Active	18	0	0	0.00%	21		1	Y	3		12/2013		
	Exc Award (06/30/2021)															
14518	LONDON CENTRAL	06/28/1921	Active	30	1	0	3.45%	32		0	Y		N	07/2025		\$7.32




Club Health Assessment for District A 1 through July 2025

			Status	Membership						Reports				Finance		LCIF
Club Number	Club Name	Charter Date	Times in Status Quo in Past 2 Years	Current Member Count **	YTD Members Added	YTD Members Dropped	YTD Net Growth% ***	Member Count 1 Year Ago	Dropped Members Avg.Length of Service	Months Since Membership Update	Current Officers Reported ****	Current President Repeated Term	VP Reported *****	Last Date Reported Service (mm/yyyy)	Account Balance	YTD Donations
14519	LONDON EAST	03/13/1951	Active	22	1	1	0.00%	24	39	0	Y		N	05/2025		\$161.08
	Exc Award (06/30/2024)															
136643	London West	11/27/2018	Active(1)	3	0	0	0.00%	4		1	N	None		03/2024		
14523	LUCAN DISTRICT L C	09/13/1948	Active	39	0	0	0.00%	40		1	Y		N	12/2024		
38049	MELBOURNE & DISTRICT L C	02/29/1980	Active	20	0	0	0.00%	19		2	Y			06/2025		
14524	MT BRYDGES	04/30/1948	Active	35	0	0	0.00%	39		1	Y		N	03/2024		
14525	PARKHILL	05/22/1939	Active	19	0	0	0.00%	22		3	Y	7		10/2023		
14526	PETROLIA	10/24/1932	Active	63	0	1	-1.56%	61	54	0	Y			07/2025		
	Exc Award (06/30/2017, 06/30/2023)															
36718	POPLAR HILL & DISTRICT L C	03/22/1979	Active	34	0	0	0.00%	32		8	Y		N	07/2025		\$49.05
	Exc Award (06/30/2018)															
14527	PORT STANLEY	11/04/1959	Active	27	0	0	0.00%	30		2	Y		N	05/2024		
	Exc Award (06/30/2023)															
143347	Port Stanley Lioness	10/29/2020	Active	18	0	0	0.00%	22		1	Y		N	12/2024		
	Exc Award (06/30/2023)															
14528	RODNEY	12/22/1972	Active	19	0	0	0.00%	19		1	Y	3	R	01/2025		
14530	SARNIA	09/21/1932	Active	12	0	0	0.00%	14		4	Y			02/2018		
14529	ST THOMAS	10/28/1930	Active	11	0	0	0.00%	14		1	Y	2		07/2025		\$21.96
	Exc Award (06/30/2021, 06/30/2023)															
14533	STRATHROY	05/29/1924	Active	46	1	0	2.22%	52		0	Y		N	06/2025		
14535	Thorndale	04/28/1947	Active	38	0	0	0.00%	38		1	Y		N	04/2025		
	Exc Award (06/30/2016)															
14536	TILBURY	06/22/1934	Active(1)	33	0	0	0.00%	33		9	N	None		04/2019		
14539	WHEATLEY	12/02/1948	Active	9	0	0	0.00%	9		2	Y	7	R	12/2024		
	Exc Award (06/30/2017, 06/30/2018)															
14540	WINDSOR	03/12/1920	Active	35	0	0	0.00%	38		1	Y		N	06/2025		\$36.61
14543	WYOMING	03/18/1953	Active	57	0	0	0.00%	58		0	Y		N	10/2023		
146090	Wyoming Lioness	05/03/2021	Active	16	0	0	0.00%	18		2	Y		N	06/2025		
	Exc Award (06/30/2023)															



Club Health Assessment for District A 1 through July 2025

<div>International Club of Professional Engineers</div>						Status		Membership					Reports				Finance		LCIF
						Times in Status Quo in Past 2 Years		Current Member Count **	YTD Members Added	YTD Members Dropped	YTD Net Growth***	Member Count 1 Year Ago	Dropped Members Avg.Length of Service	Months Since Membership Update	Current Officers Reported ****	Current President Repeated Term	VP Reported *****	Last Date Reported Service (mm/yyyy)	Account Balance
Club Number	Club Name		Charter Date																
Current Total Clubs Count	YTD New Clubs Count	YTD Cancelled Clubs Count	YTD Net Club Gain	Current Total Members Count	YTD Add	YTD Drop	YTD Net Growth	YTD Net Growth %	Member Count 12 Months Ago	Average Member Count Per Club	% of Clubs with less than 20 members	% No Officer Report in 12 Months	% of Clubs with balance 90+ days	Number of Clubs in Status Quo	% Status Quo Clubs in Financial Suspension	Number of Cancelled Clubs	Average Cancelled Club Age	Members Lost Due to Cancellation	% of Clubs Cancelled for Non-Financial Reasons
37	0	0	0	1,071	7	3	4	0.37%	1,123	29	38%	5%	0%	0	0%	0	0	0	0%

* - P - Priority Club. Cancellation Reasons: 1-Objectives/conduct, 2-Non-active club, 5-Non-existing club, 6-Disbanding, 7-Merger, 8-Financial Suspension, 9-District/Multiple District Dues.

** Red denotes below 15 active members.

*** Red denotes 20% + loss.

**** Y - all 3 (President, Secretary, Treasurer) club officers reported, N - not all 3 reported.

***** Abbreviation: N-New, IP-Immediate Past, R-Repeat.



Club Health Assessment for District A 2 through July 2025

INTERNATIONAL

			Status	Membership					Reports				Finance		LCIF	
Club Number	Club Name	Charter Date	Times in Status Quo in Past 2 Years	Current Member Count **	YTD Members Added	YTD Members Dropped	YTD Net Growth% ***	Member Count 1 Year Ago	Dropped Members Avg.Length of Service	Months Since Membership Update	Current Officers Reported ****	Current President Repeated Term	VP Reported *****	Last Date Reported Service (mm/yyyy)	Account Balance	YTD Donations
Clubs less than two years old																
158127	Long Point Lioness	04/11/2024	Active	30	0	0	0.00%	22		1	Y		N	07/2025		
Clubs more than two years old																
14544	BEAMSVILLE & DISTRICT	04/17/1939	Active	27	0	0	0.00%	28		3	Y			01/2025		
Exc Award (06/30/2017, 06/30/2021)																
14545	CALEDONIA	11/16/1960	Active	35	0	0	0.00%	34		2	Y			07/2025		
14547	CHIPPAWA	08/25/1941	Active	29	0	0	0.00%	33		1	Y		N	06/2025		
Exc Award (06/30/2017)																
14548	COURTLAND & DISTRICT L C	07/28/1970	Active	12	0	0	0.00%	13		2	Y		N	07/2025		
35057	DEREHAM DISTRICT L C	02/14/1978	Active	10	0	0	0.00%	10		5	Y	2	R	12/2024		
14549	DUNNVILLE	04/29/1925	Active	23	0	0	0.00%	22		1	Y	2		05/2025		
14550	FENWICK	03/01/1949	Active	39	0	0	0.00%	42		1	Y	2	N	07/2025		
14551	FISHERVILLE DISTRICT	02/25/1955	Active	42	0	1	-2.33%	38	58	0	Y		N	07/2025		\$34.64
Exc Award (06/30/2017, 06/30/2018, 06/30/2020, 06/30/2023, 06/30/2024)																
14552	FONTHILL	03/13/1945	Active	21	0	0	0.00%	22		0	Y	2	R	07/2025		\$14.64
Exc Award (06/30/2022)																
14553	FORT ERIE	02/25/1927	Active	26	0	1	-3.70%	26	69	0	Y	3		10/2024		
14554	GRANTHAM	03/07/1952	Active	48	0	0	0.00%	56		1	Y		N	07/2025		
124338	Grimsby and District	03/16/2015	Active	41	0	0	0.00%	39		1	Y	2		07/2025		\$73.22
Exc Award (06/30/2016, 06/30/2018, 06/30/2019, 06/30/2020, 06/30/2022, 06/30/2023, 06/30/2024)																
14556	HAGERSVILLE DISTRICT	03/27/1962	Active	33	3	0	10.00%	36		0	Y		N	05/2025		\$7.32
Exc Award (06/30/2022, 06/30/2023, 06/30/2024)																
14558	JARVIS	01/23/1948	Active	67	0	1	-1.47%	67	6	0	Y		N	06/2025		
Exc Award (06/30/2016, 06/30/2017, 06/30/2023)																
14559	JORDAN	03/31/1948	Active	11	0	0	0.00%	11		25	Y	5		06/2025		
14560	LANGTON	02/28/1952	Active	18	0	1	-5.26%	18	52	0	Y		N	07/2025		
14561	LONG POINT	08/22/1938	Active	31	0	0	0.00%	30		1	Y		N	07/2025		



Club Health Assessment for District A 2 through July 2025

			Status	Membership						Reports				Finance	LCIF	
Club Number	Club Name	Charter Date	Times in Status Quo in Past 2 Years	Current Member Count **	YTD Members Added	YTD Members Dropped	YTD Net Growth% ***	Member Count 1 Year Ago	Dropped Members Avg.Length of Service	Months Since Membership Update	Current Officers Reported ****	Current President Repeated Term	VP Reported *****	Last Date Reported Service (mm/yyyy)	Account Balance	YTD Donations
14562	MERRITTON	11/30/1938	Active	46	0	0	0.00%	48		0	Y		N	07/2025		
14563	NIAGARA	08/18/1941	Active	12	0	0	0.00%	12		16	Y	4		01/2025		
151470	Niagara Cyber	06/27/2022	Active	20	0	0	0.00%	16		3	Y	2	N	02/2025		
14564	NIAGARA FALLS	06/02/1922	Active	20	0	0	0.00%	21		1	N		N	10/2024		
14566	PORT COLBORNE	04/14/1922	Active	51	1	3	-3.77%	51	10	0	Y	2		06/2025		\$1,464.38
Exc Award (06/30/2016, 06/30/2023)																
14567	PORT DALHOUSIE	11/24/1947	Active	42	0	0	0.00%	40		1	Y	2	R	06/2025		
14568	PORT DOVER	08/31/1938	Active	62	0	1	-1.59%	62	34	0	N		N	07/2025		
Exc Award (06/30/2022)																
14569	RIDGEWAY	01/12/1931	Active	32	0	0	0.00%	33		4	N			12/2024		
147031	Ridgeway Lioness	06/26/2021	Active	14	0	0	0.00%	16		2	Y	2		05/2025		
58121	SELKIRK	04/15/1996	Active	12	0	0	0.00%	12		13	Y	2	R	06/2025		
14573	SIMCOE	03/20/1931	Active	91	0	0	0.00%	87		2	Y		N	07/2025		
60211	SIMCOE LYNN VALLEY	12/30/1997	Active	17	0	0	0.00%	12		2	Y		N	01/2025		\$7.32
Exc Award (06/30/2023)																
14950	SOUTH BRANT	03/07/1955	Active	14	0	0	0.00%	17		0	Y		N	07/2025		
55026	ST CATHARINES GARDEN CITY	11/01/1993	Active	8	0	0	0.00%	8		17	Y	2		07/2025		
14571	ST DAVIDS DISTRICT	02/28/1963	Active	95	3	0	3.26%	94		0	Y		N	06/2025		
Exc Award (06/30/2016, 06/30/2018, 06/30/2019, 06/30/2022, 06/30/2024)																
14572	ST WILLIAMS	04/16/1959	Active	9	0	0	0.00%	9		1	N	None		05/2025		
14575	STAMFORD	03/07/1957	Active	18	0	0	0.00%	17		3	Y		N	07/2025		
108579	THOROLD	06/14/2010	Active	9	0	0	0.00%	11		1	Y		R	06/2025		
Exc Award (06/30/2017)																
14578	TILLSONBURG	10/10/1924	Active	45	0	0	0.00%	38		1	Y		N	05/2025		
43231	TOWNSEND	12/05/1983	Active	27	0	0	0.00%	27		1	Y		N	07/2025		
Exc Award (06/30/2019, 06/30/2023)																
14537	VIENNA	11/26/1945	Active	20	0	0	0.00%	26		1	Y	2	N	07/2025		
14579	VITTORIA	10/09/1953	Active	14	0	0	0.00%	14		17	Y	3		02/2025		
14580	WAINFLEET	03/14/1957	Active	11	0	0	0.00%	13		3	Y	2		04/2025	90+ Days	\$20.00



Club Health Assessment for District A 2 through July 2025

				Status							Membership				Reports				Finance		LCIF
Club Number	Club Name	Charter Date		Times in Status Quo in Past 2 Years		Current Member Count **	YTD Members Added	YTD Members Dropped	YTD Net Growth***	Member Count 1 Year Ago	Dropped Members Avg.Length of Service	Months Since Membership Update	Current Officers Reported ****	Current President Repeated Term	VP Reported *****	Last Date Reported Service (mm/yyyy)	Account Balance	YTD Donations			
14581	WATERFORD	08/04/1938		Active		55	0	0	0.00%	47		1	Y		N	06/2025		\$1,830.48			
Exc Award (06/30/2023, 06/30/2024)																					
14582	WELLAND	04/03/1923		Active		26	0	0	0.00%	19		1	Y		N	07/2025					
Current Total Clubs Count	YTD New Clubs Count	YTD Cancelled Clubs Count	YTD Net Club Gain	Current Total Members Count	YTD Add	YTD Drop	YTD Net Growth	YTD Net Growth %	Member Count 12 Months Ago	Average Member Count Per Club	% of Clubs with less than 20 members	% No Officer Report in 12 Months	% of Clubs with balance 90+ days	Number of Clubs in Status Quo	% Status Quo Clubs in Financial Suspension	Number of Cancelled Clubs	Average Cancelled Club Age	Members Lost Due to Cancellation	% of Clubs Cancelled for Non-Financial Reasons		
43	0	0	0	1,313	7	8	-1	-0.08%	1,297	31	35%	0%	2%	0	0%	0	0	0	0%		

* - P - Priority Club. Cancellation Reasons: 1-Objectives/conduct, 2-Non-active club, 5-Non-existing club, 6-Disbanding, 7-Merger, 8-Financial Suspension, 9-District/Multiple District Dues.

** Red denotes below 15 active members.

*** Red denotes 20% + loss.

**** Y - all 3 (President, Secretary, Treasurer) club officers reported, N - not all 3 reported.

***** Abbreviation: N-New, IP-Immediate Past, R-Repeat.



Club Health Assessment for District A 3 through July 2025

			Status	Membership					Reports				Finance		LCIF	
Club Number	Club Name	Charter Date	Times in Status Quo in Past 2 Years	Current Member Count **	YTD Members Added	YTD Members Dropped	YTD Net Growth% ***	Member Count 1 Year Ago	Dropped Members Avg.Length of Service	Months Since Membership Update	Current Officers Reported ****	Current President Repeated Term	VP Reported *****	Last Date Reported Service (mm/yyyy)	Account Balance	YTD Donations
Clubs more than two years old																
31026	AMHERSTVIEW	06/30/1975	Active	31	2	0	6.90%	25		0	Y		N	07/2025		
	Exc Award (06/30/2018, 06/30/2020, 06/30/2022, 06/30/2023)															
29368	APSLEY & DISTRICT L C	05/29/1974	Active	30	0	0	0.00%	28		1	Y		R	07/2025		
14585	BANCROFT	09/06/1945	Active	21	0	0	0.00%	21		0	Y	2	R	06/2025		
	Exc Award (06/30/2022, 06/30/2023, 06/30/2024)															
111031	BATAWA	05/06/2011	Active(1)	21	1	1	0.00%	22	0	0	Y		N	07/2025		
	Exc Award (06/30/2021, 06/30/2023)															
38599	BATH & DIST L C	06/18/1980	Active	12	0	0	0.00%	14		1	Y	2	R	05/2025		
	Exc Award (06/30/2018, 06/30/2022)															
14586	BELLEVILLE	02/04/1953	Active	23	0	0	0.00%	30		1	Y	3	N	12/2024		
	Exc Award (06/30/2022)															
14587	BEWDLEY & DISTRICT L C	05/07/1971	Active	19	0	0	0.00%	18		0	Y		N	11/2022		
	Exc Award (06/30/2016, 06/30/2023)															
14588	BOWMANVILLE	04/26/1935	Active	25	0	0	0.00%	25		13	N	None		04/2023		\$7.32
	Exc Award (06/30/2019)															
14589	BRIGHTON	02/13/1946	Active	12	0	0	0.00%	16		0	Y		IP	03/2024		
	Exc Award (06/30/2021, 06/30/2022)															
145705	Buckhorn District	03/17/2021	Active	37	2	1	2.78%	36	2	0	N		N	09/2023		
	Exc Award (06/30/2022)															
14591	CAMPBELLFORD	07/23/1953	Active	14	0	0	0.00%	16		7	N	None		11/2024		
29369	Chemung Lake, Bridgenorth, Ennisnore District	05/29/1974	Active	16	0	0	0.00%	16		0	Y	2	N	03/2024		
	Exc Award (06/30/2018, 06/30/2021, 06/30/2022)															
14593	COBOURG	01/18/1950	Active	45	0	0	0.00%	45		0	Y	2	R	06/2025		\$18.30
	Exc Award (06/30/2016, 06/30/2018, 06/30/2023, 06/30/2024)															
110245	COLBORNE & DISTRICT	01/27/2011	Active	16	0	0	0.00%	14		5	Y	2	R	07/2025		
	Exc Award (06/30/2016, 06/30/2017, 06/30/2023, 06/30/2024)															
60282	DENBIGH - GRIFFITH L C	01/12/1998	Active	11	0	0	0.00%	9		4	Y		IP	06/2025		\$366.10
	Exc Award (06/30/2016, 06/30/2018)															



Club Health Assessment for District A 3 through July 2025

			Status	Membership						Reports				Finance	LCIF	
Club Number	Club Name	Charter Date	Times in Status Quo in Past 2 Years	Current Member Count **	YTD Members Added	YTD Members Dropped	YTD Net Growth% ***	Member Count 1 Year Ago	Dropped Members Avg.Length of Service	Months Since Membership Update	Current Officers Reported ****	Current President Repeated Term	VP Reported *****	Last Date Reported Service (mm/yyyy)	Account Balance	YTD Donations
57355	FOXBORO MELROSE	09/18/1995	Active(1)	8	0	0	0.00%	8		25	N	None		10/2022		
	Exc Award (06/30/2018, 06/30/2022)															
14596	FRANKFORD	10/28/1948	Active	13	0	3	-18.75%	12	2	0	Y	3	R	07/2024		
	Exc Award (06/30/2018, 06/30/2019)															
14598	HAVELOCK	01/09/1958	Active	33	1	0	3.13%	28		0	N	None	N	07/2025		\$283.05
	Exc Award (06/30/2018, 06/30/2023, 06/30/2024)															
14599	KEENE	10/20/1951	Active	39	0	0	0.00%	37		1	Y		N	06/2025		
	Exc Award (06/30/2018, 06/30/2023)															
82494	KENDAL	06/02/2004	Active	21	0	0	0.00%	21		2	Y		N	12/2024		
	Exc Award (06/30/2019)															
14600	KINGSTON	07/10/1936	Active	18	0	0	0.00%	15		0	N	None		03/2025		
	Exc Award (06/30/2019, 06/30/2023)															
14602	KINGSTON LAKESHORE WEST	08/25/1971	Active	27	0	0	0.00%	30		2	N	None		06/2025		
	Exc Award (06/30/2018, 06/30/2019, 06/30/2022, 06/30/2023)															
14603	LAKEFIELD & DISTRICT	02/21/1946	Active	19	0	0	0.00%	21		3	Y	2	R	07/2025		\$40.27
	Exc Award (06/30/2018, 06/30/2023)															
88972	LAKEFIELD VILLAGE	07/15/2005	Active	23	0	2	-8.00%	26	11	0	Y		R	07/2025		
	Exc Award (06/30/2023, 06/30/2024)															
14604	LAND O' LAKES L C	01/22/1969	Active	76	0	2	-2.56%	72	10	0	Y		N	07/2025		
	Exc Award (06/30/2016, 06/30/2019, 06/30/2021, 06/30/2022, 06/30/2023)															
116823	MADOC	05/11/2012	Active	18	0	4	-18.18%	21	2	0	Y	2	N	07/2025		
	Exc Award (06/30/2016, 06/30/2017, 06/30/2019, 06/30/2022)															
59315	MARMORA CROWE VALLEY	04/10/1997	Active	54	0	1	-1.82%	45	28	0	Y	3	R	07/2025		\$3,697.57
	Exc Award (06/30/2023, 06/30/2024)															
14609	MILLBROOK AND DISTRICT	01/05/1948	Active	38	5	3	5.56%	39	29	0	Y		N	07/2025		
	Exc Award (06/30/2023)															
14610	NAPANEE	02/22/1939	Active	12	0	0	0.00%	20		4	N	None		05/2025		
	Exc Award (06/30/2016, 06/30/2018, 06/30/2019, 06/30/2022)															
144895	Napanee Lioness	01/13/2021	Active	15	0	0	0.00%	13		1	Y	2		06/2025		
	Exc Award (06/30/2023)															



Club Health Assessment for District A 3 through July 2025

INTERNATIONAL

			Status	Membership						Reports				Finance	LCIF	
Club Number	Club Name	Charter Date	Times in Status Quo in Past 2 Years	Current Member Count **	YTD Members Added	YTD Members Dropped	YTD Net Growth% ***	Member Count 1 Year Ago	Dropped Members Avg.Length of Service	Months Since Membership Update	Current Officers Reported ****	Current President Repeated Term	VP Reported *****	Last Date Reported Service (mm/yyyy)	Account Balance	YTD Donations
101184	NEWBURGH CAMDEN	02/18/2008	Active	18	0	0	0.00%	17		2	Y		N	06/2025		
	Exc Award (06/30/2018, 06/30/2023, 06/30/2024)															
14611	NEWCASTLE	04/08/1947	Active	37	2	1	2.78%	37	0	0	Y	2	R	10/2022		
	Exc Award (06/30/2016, 06/30/2022)															
14612	NORWOOD	10/26/1951	Active	50	0	0	0.00%	49		1	Y		N	07/2025		\$14.64
	Exc Award (06/30/2017, 06/30/2018, 06/30/2023, 06/30/2024)															
29370	ODESSA & DISTRICT L C	05/17/1974	Active	17	0	0	0.00%	21		4	N	None		03/2025		
	Exc Award (06/30/2016, 06/30/2018, 06/30/2023)															
14616	PETERBOROUGH	06/09/1936	Active	50	1	3	-3.85%	55	9	0	Y		N	07/2025		\$14.64
	Exc Award (06/30/2018, 06/30/2021, 06/30/2023, 06/30/2024)															
32903	PETERBOROUGH EAST PETERBOROUGH	10/28/1976	Active	32	1	0	3.23%	37		0	Y		N	07/2025		
	Exc Award (06/30/2016, 06/30/2017, 06/30/2018, 06/30/2019, 06/30/2021, 06/30/2022)															
14601	PITTSBURGH TOWNSHIP L C	03/23/1965	Active	16	0	0	0.00%	16		4	N	None		02/2025		
	Exc Award (06/30/2024)															
14618	PORT HOPE	05/22/1931	Active	12	0	0	0.00%	16		1	Y	2	R	02/2025		
	Exc Award (06/30/2018)															
29275	PRINCE EDWARD COUNTY	05/16/1974	Active	24	1	1	0.00%	26	4	0	Y		R	06/2025		\$36.61
	Exc Award (06/30/2016, 06/30/2023, 06/30/2024)															
14620	SHARBOT LAKE & DIST	09/28/1951	Active	22	0	0	0.00%	23		1	Y		N	06/2025		
	Exc Award (06/30/2016, 06/30/2017, 06/30/2022, 06/30/2023, 06/30/2024)															
38600	STIRLING & DISTRICT L C	06/29/1980	Active	31	2	1	3.33%	31	1	0	Y		N	07/2025		
	Exc Award (06/30/2018, 06/30/2019, 06/30/2024)															
14621	STORRINGTON L C	06/03/1971	Active	27	0	0	0.00%	22		2	Y		R	07/2025		
	Exc Award (06/30/2018, 06/30/2022, 06/30/2023)															
82763	SYDENHAM AND DISTRICT	06/23/2004	Active	23	0	0	0.00%	22		1	Y	10	R	09/2024		\$366.10
	Exc Award (06/30/2018, 06/30/2021)															
42285	TAMWORTH & DIST	02/14/1983	Active	21	0	0	0.00%	22		0	Y	3	R	07/2025		\$36.61



Club Health Assessment for District A 3 through July 2025

				Membership							Reports				Finance		LCIF		
Club Number	Club Name	Charter Date	Status		Current Member Count **	YTD Members Added	YTD Members Dropped	YTD Net Growth% ***	Member Count 1 Year Ago	Dropped Members Avg.Length of Service	Months Since Membership Update	Current Officers Reported ****	Current President Repeated Term	VP Reported *****	Last Date Reported Service (mm/yyyy)	Account Balance	YTD Donations		
			Times in Status Quo in Past 2 Years																
Exc Award (06/30/2022)			Active	47	0	0	0.00%	43		1	Y			N	06/2025		\$18.30		
14622	TRENTON	05/18/1939																	
Exc Award (06/30/2016, 06/30/2018, 06/30/2019, 06/30/2021)																			
51304	TWEED	02/08/1991																	
Exc Award (06/30/2022)			Active	5	0	0	0.00%	5		2	Y	4		R	07/2025				
14623	VERONA	06/28/1949																	
Exc Award (06/30/2019, 06/30/2021, 06/30/2022, 06/30/2023, 06/30/2024)																			
14624	WARSAW & DISTRICT L C	04/17/1973																	
			Active	13	0	0	0.00%	11		6	Y	2			12/2024		\$366.10		
Exc Award (06/30/2019, 06/30/2021, 06/30/2022, 06/30/2023, 06/30/2024)																			
Current Total Clubs Count	YTD New Clubs Count	YTD Cancelled Clubs Count	YTD Net Club Gain	Current Total Members Count	YTD Add	YTD Drop	YTD Net Growth	YTD Net Growth %	Member Count 12 Months Ago	Average Member Count Per Club	% of Clubs with less than 20 members	% No Officer Report in 12 Months	% of Clubs with balance 90+ days	Number of Clubs in Status Quo	% Status Quo Clubs in Financial Suspension	Number of Cancelled Clubs	Average Cancelled Club Age	Members Lost Due to Cancellation	% of Clubs Cancelled for Non-Financial Reasons
48	0	0	0	1,229	18	23	-5	-0.41%	1,231	26	42%	2%	0%	0	0%	0	0	0	0%

* - P - Priority Club. Cancellation Reasons: 1-Objectives/conduct, 2-Non-active club, 5-Non-existing club, 6-Disbanding, 7-Merger, 8-Financial Suspension, 9-District/Multiple District Dues.

** Red denotes below 15 active members.


*** Red denotes 20% + loss.

**** Y - all 3 (President, Secretary, Treasurer) club officers reported, N - not all 3 reported.

***** Abbreviation: N-New, IP-Immediate Past, R-Repeat.




Club Health Assessment for District A 4 through July 2025

			Status	Membership					Reports					Finance		LCIF
Club Number	Club Name	Charter Date	Times in Status Quo in Past 2 Years	Current Member Count **	YTD Members Added	YTD Members Dropped	YTD Net Growth% ***	Member Count 1 Year Ago	Dropped Members Avg.Length of Service	Months Since Membership Update	Current Officers Reported ****	Current President Repeated Term	VP Reported *****	Last Date Reported Service (mm/yyyy)	Account Balance	YTD Donations
Clubs more than two years old																
29473	1000 ISLANDS DISTRICT	06/13/1974	Active	13	0	0	0.00%	13		2	Y	4	R	06/2014	90+ Days	\$56.60
14627	ALEXANDRIA	10/20/1953	Active	18	1	0	5.88%	16		0	Y	3	R	09/2024		
14628	ALMONTE	03/14/1947	Active	9	0	0	0.00%	11		1	Y	2	R	06/2025		
14629	ARNPRIOR	06/18/1946	Active	42	7	0	20.00%	31		0	Y		N	07/2025		
14584	ATHENS	05/03/1961	Active	46	0	0	0.00%	49		2	Y	2	R	01/2024		
14669	AYLMER	06/15/1970	Active	12	0	0	0.00%	22		1	Y	6		02/2021		
38300	BARRHAVEN	04/11/1980	Active	30	0	0	0.00%	30		1	Y		N	08/2022		
14630	BEACHBURG	03/23/1953	Active	19	0	0	0.00%	17		0	Y		N	07/2025		
Exc Award (06/30/2022, 06/30/2023)																
14590	BROCKVILLE	03/23/1939	Active	14	2	0	16.67%	14		0	Y		N	05/2025		
14666	BRYSON	11/09/1951	Active	11	0	0	0.00%	16		1	N	None		01/2017		
Exc Award (06/30/2019)																
14667	BUCKINGHAM	10/10/1934	Active	41	1	0	2.50%	47		0	Y		N	01/2018		
Exc Award (06/30/2018)																
14631	CALABOGIE	02/18/1952	Active	37	0	1	-2.63%	29	12	0	Y		IP	05/2025		
Exc Award (06/30/2018, 06/30/2019)																
97703	CANTLEY	09/08/2006	Active(2)	1	0	0	0.00%	3		1	N	None		03/2023		
14632	CARLETON PLACE	11/13/1963	Active	17	2	0	13.33%	15		0	N	3		03/2019		
14633	CHALK RIVER & AREA L C	10/24/1973	Active	25	0	0	0.00%	17		3	Y	3	N			
44534	CHAPEAU & DIST	01/30/1985	Active	18	0	0	0.00%	18		2	Y	17	R			
47575	CHESTERVILLE & DIST	06/29/1987	Active	11	0	0	0.00%	10		3	Y			04/2023		
14634	CLARENCE CREEK	02/04/1970	Active	21	0	0	0.00%	21		15	Y	2	R	06/2025		
14635	CORNWALL	03/19/1940	Active	26	0	0	0.00%	31		1	Y	4	N	11/2023		
34637	CORNWALL TOWNSHIP	11/17/1977	Active	17	0	0	0.00%	16		0	Y	7	R	07/2025		
14636	CUMBERLAND	10/04/1967	Active	19	0	0	0.00%	21		1	Y			04/2025		
Exc Award (06/30/2021, 06/30/2022)																
14637	DOUGLAS	12/19/1947	Active	12	0	0	0.00%	13		10	Y	10		03/2018		
14595	ELGIN	03/02/1949	Active	28	0	0	0.00%	33		1	Y		N	03/2024		



Club Health Assessment for District A 4 through July 2025

			Status	Membership					Reports					Finance	LCIF	
Club Number	Club Name	Charter Date	Times in Status Quo in Past 2 Years	Current Member Count **	YTD Members Added	YTD Members Dropped	YTD Net Growth% ***	Member Count 1 Year Ago	Dropped Members Avg.Length of Service	Months Since Membership Update	Current Officers Reported ****	Current President Repeated Term	VP Reported *****	Last Date Reported Service (mm/yyyy)	Account Balance	YTD Donations
Exc Award (06/30/2019)																
14638	FINCH DISTRICT L C	11/25/1968	Active	14	0	0	0.00%	14		12	Y	2	R	09/2022		
14597	GANANOQUE	03/07/1939	Active	39	0	0	0.00%	46		1	Y			06/2025		
Exc Award (06/30/2017, 06/30/2018, 06/30/2024)																
14639	GLOUCESTER	10/16/1968	Active	25	0	0	0.00%	28		1	Y		N	12/2023		
48099	GREELY	02/10/1988	Active	25	0	0	0.00%	24		0	Y		N	05/2025		
Exc Award (06/30/2016)																
125006	Ingleside/Long Sault Lost Villages	05/29/2015	Active	13	0	0	0.00%	13		1	Y	9	R	05/2019		
Exc Award (06/30/2017)																
14640	IROQUOIS-MATILDA L C	03/19/1947	Active	45	0	0	0.00%	49		4	Y		N	07/2025		\$527.18
Exc Award (06/30/2020, 06/30/2022, 06/30/2023, 06/30/2024)																
33430	KANATA HAZELDEAN L C	03/14/1977	Active	49	0	0	0.00%	39		4	Y		R	06/2025		
Exc Award (06/30/2019, 06/30/2023, 06/30/2024)																
14641	KEMPTVILLE	01/22/1958	Active	29	0	0	0.00%	26		1	Y		N	04/2025		
14642	KILLALOE & AREA	07/12/1948	Active	27	1	6	-15.63%	30	5	0	Y	4	R	07/2025		
36891	LEFAIVRE	04/11/1979	Active	27	1	1	0.00%	27	0	0	Y		N	12/2024		
Exc Award (06/30/2024)																
14670	LOW & DISTRICT L C	01/30/1973	Active	11	0	0	0.00%	11		1	Y	13		05/2018		
14606	MADAWASKA VALLEY	06/29/1953	Active	9	1	0	12.50%	9		0	Y	14	R	12/2015		
14643	MAXVILLE & DISTRICT L C	01/15/1964	Active	20	0	0	0.00%	19		9	Y	2	R	03/2024		
14644	MERRICKVILLE	07/29/1954	Active	32	0	0	0.00%	28		3	Y	2	R	06/2025		
Exc Award (06/30/2022, 06/30/2023, 06/30/2024)																
14645	METCALFE DISTRICT	10/26/1959	Active	20	0	0	0.00%	19		0	Y		N	06/2025		\$43.93
Exc Award (06/30/2019)																
14646	MORRISBURG & DISTRICT L C	11/16/1949	Active	30	0	0	0.00%	39		1	N	4	N	05/2025		
40754	MOUNTAIN TOWNSHIP & DISTRICT	01/27/1982	Active	29	0	1	-3.33%	30	29	0	Y		N	06/2025		\$388.07
Exc Award (06/30/2019, 06/30/2022)																
14647	NAVAN	12/12/1951	Active	16	0	0	0.00%	19		1	Y	2	R	07/2025		\$1,109.27



Club Health Assessment for District A 4 through July 2025

			Status	Membership					Reports					Finance	LCIF	
Club Number	Club Name	Charter Date	Times in Status Quo in Past 2 Years	Current Member Count **	YTD Members Added	YTD Members Dropped	YTD Net Growth% ***	Member Count 1 Year Ago	Dropped Members Avg.Length of Service	Months Since Membership Update	Current Officers Reported ****	Current President Repeated Term	VP Reported *****	Last Date Reported Service (mm/yyyy)	Account Balance	YTD Donations
14650	Orléans	05/04/1970	Active	29	0	0	0.00%	35		0	Y		R	05/2025		
	Exc Award (06/30/2024)															
14651	OTTAWA VANIER	05/16/1922	Active	14	0	0	0.00%	10		1	Y		N	06/2025		\$1,073.22
	Exc Award (06/30/2024)															
50191	PALMER RAPIDS & AREA	02/13/1990	Active	17	0	0	0.00%	14		0	Y	2	R	04/2025		
14655	PEMBROKE-PETAWAWA	05/28/1951	Active	7	0	0	0.00%	7		2	Y	6	R	06/2025		
14656	PERTH	10/19/1953	Active	27	0	0	0.00%	33		1	Y		N	12/2022		
	Exc Award (06/30/2016, 06/30/2017)															
145924	Perth Tay Lioness	05/07/2021	Active	18	0	0	0.00%	18		0	Y		IP	06/2025		
14673	PONTIAC	12/04/1946	Active	14	0	0	0.00%	14		12	N	None				
39622	PRESCOTT & DIST	03/24/1981	Active	9	0	0	0.00%	8		1	Y		N	08/2019		\$73.22
14674	QUYON	04/18/1967	Active	12	0	0	0.00%	12		1	Y	2	R	10/2022		
14658	RENFREW	09/18/1940	Active	7	3	1	40.00%	8	52	0	Y	2		06/2025		\$14.64
14659	RICHMOND DISTRICT	02/17/1964	Active	25	0	0	0.00%	27		1	Y	3	R	12/2019		
	Exc Award (06/30/2021)															
14660	RUSSELL	05/06/1947	Active	30	0	0	0.00%	28		0	Y		N	10/2024		
	Exc Award (06/30/2019, 06/30/2024)															
39356	SEELEY'S BAY & DISTRICT	01/30/1981	Active	18	0	0	0.00%	19		2	Y		N	06/2025		
	Exc Award (06/30/2019, 06/30/2021)															
14675	SHAWVILLE	10/17/1949	Active	29	0	0	0.00%	28		1	Y	2	R			
14662	SMITHS FALLS	03/04/1940	Active	5	0	0	0.00%	5		1	N	None		02/2024		
14663	STITTSVILLE DISTRICT	06/03/1964	Active	26	0	0	0.00%	22		0	N		N	07/2025		\$732.19
	Exc Award (06/30/2018)															
14664	VANKLEEK HL&DIST L C	06/29/1973	Active	11	0	0	0.00%	10		1	Y	3	N	07/2025		
	Exc Award (06/30/2023, 06/30/2024)															
14625	WESTPORT	02/12/1946	Active	29	0	0	0.00%	31		1	Y		N	07/2025		
	Exc Award (06/30/2023)															
14665	WINCHESTER	03/06/1968	Active	34	0	0	0.00%	27		0	Y		N	07/2025		

Clubs Cancelled Previous Fiscal Year – Clubs Cancelled within last 12 months may be reinstated

Club Number	Club Name	Charter Date	Current Status*	Cancellation Date
-------------	-----------	--------------	-----------------	-------------------



Club Health Assessment for District A 4 through July 2025

INTERNATIONAL

Club Number	Club Name	Charter Date	Status	Membership						Reports				Finance	LCIF		
			Times in Status Quo in Past 2 Years	Current Member Count **	YTD Members Added	YTD Members Dropped	YTD Net Growth***	Member Count 1 Year Ago	Dropped Members Avg.Length of Service	Months Since Membership Update	Current Officers Reported ****	Current President Repeated Term	VP Reported *****	Last Date Reported Service (mm/yyyy)	Account Balance	YTD Donations	
56549	GLOUCESTER NORTH	02/20/1995	Cancelled(6*)	06/29/2025													

Current Total Clubs Count	YTD New Clubs Count	YTD Cancelled Clubs Count	YTD Net Club Gain	Current Total Members Count	YTD Add	YTD Drop	YTD Net Growth	YTD Net Growth %	Member Count 12 Months Ago	Average Member Count Per Club	% of Clubs with less than 20 members	% No Officer Report in 12 Months	% of Clubs with balance 90+ days	Number of Clubs in Status Quo	% Status Quo Clubs in Financial Suspension	Number of Cancelled Clubs	Average Cancelled Club Age	Members Lost Due to Cancellation	% of Clubs Cancelled for Non-Financial Reasons
60	0	0	0	1,308	19	10	9	0.69%	1,319	22	50%	2%	2%	0	0%	0	0	0	0%

* - P - Priority Club. Cancellation Reasons: 1-Objectives/conduct, 2-Non-active club, 5-Non-existing club, 6-Disbanding, 7-Merger, 8-Financial Suspension, 9-District/Multiple District Dues.

** Red denotes below 15 active members.

*** Red denotes 20% + loss.

**** Y - all 3 (President, Secretary, Treasurer) club officers reported, N - not all 3 reported.

***** Abbreviation: N-New, IP-Immediate Past, R-Repeat.




Club Health Assessment for District A 5 through July 2025

			Status	Membership						Reports					Finance	LCIF
Club Number	Club Name	Charter Date	Times in Status Quo in Past 2 Years	Current Member Count **	YTD Members Added	YTD Members Dropped	YTD Net Growth% ***	Member Count 1 Year Ago	Dropped Members Avg.Length of Service	Months Since Membership Update	Current Officers Reported ****	Current President Repeated Term	VP Reported *****	Last Date Reported Service (mm/yyyy)	Account Balance	YTD Donations
Clubs less than two years old																
178985	St. Charles	01/06/2025	Active	23	0	1	-4.17%	0	0	0	Y	2	N	05/2025		
Clubs more than two years old																
14676	ARGYLE	04/28/1952	Active	14	0	0	0.00%	14		14	Y	8		05/2025		
14677	AZILDA	12/21/1971	Active	19	0	0	0.00%	26		1	Y			06/2025		
Exc Award (06/30/2018)																
34949	BONFIELD & DISTRICT L C	01/25/1978	Active	27	0	0	0.00%	30		0	Y	2	N	07/2025		
Exc Award (06/30/2022)																
14679	BRUCE MINES	04/01/1970	Active	7	0	0	0.00%	7		5	Y	7		08/2023		
14681	CALLANDER	01/25/1968	Active	7	0	0	0.00%	5		0	Y	2		08/2024		
14682	CAPREOL	04/15/1964	Active	19	0	1	-5.00%	22	4	0	Y	2	N	06/2025		
32889	CENTRAL MANITOULIN L C	10/14/1976	Active	22	0	0	0.00%	22		17	Y	4	R	04/2025		
38445	CHARLTON-ENGLEHART	05/22/1980	Active	36	0	0	0.00%	41		2	Y		N	06/2025		
Exc Award (06/30/2023)																
151817	Chelmsford 2023	02/22/2023	Active	12	0	0	0.00%	20		0	Y	3	R	01/2025		
88896	COBALT AND COLEMAN	08/31/2005	Active(1)	7	0	0	0.00%	8		1	N	None		11/2020		
14724	COCHRANE	03/27/1962	Active	19	0	0	0.00%	18		2	Y		N	11/2015		
14685	CONISTON	03/17/1964	Active	35	0	0	0.00%	29		3	Y		N	07/2025		
Exc Award (06/30/2018, 06/30/2024)																
38801	DUBREUILVILLE	07/01/1980	Active	9	0	0	0.00%	9		1	Y	10		06/2020		
41339	EARLTON	05/13/1982	Active	17	0	0	0.00%	20		1	N			05/2024		
14687	ELLIOT LAKE	05/13/1957	Active	20	0	0	0.00%	21		1	Y			06/2023		
14688	ESPANOLA	12/12/1947	Active	55	0	0	0.00%	52		1	Y		N	06/2025		
14690	FERRIS	09/22/1955	Active	20	0	0	0.00%	21		2	Y	4	R	06/2025		
Exc Award (06/30/2023)																
14691	GARSON	05/18/1951	Active	25	2	0	8.70%	21		0	Y		N	01/2025		
41893	GORE BAY WESTN MANITOULIN	10/18/1982	Active	16	0	0	0.00%	16		8	N	None		10/2013		
45366	HUDSON	09/19/1985	Active	13	0	0	0.00%	13		16	N	None		05/2025		



Club Health Assessment for District A 5 through July 2025

			Status	Membership					Reports					Finance		LCIF
Club Number	Club Name	Charter Date	Times in Status Quo in Past 2 Years	Current Member Count **	YTD Members Added	YTD Members Dropped	YTD Net Growth% ***	Member Count 1 Year Ago	Dropped Members Avg.Length of Service	Months Since Membership Update	Current Officers Reported ****	Current President Repeated Term	VP Reported *****	Last Date Reported Service (mm/yyyy)	Account Balance	YTD Donations
14693	IRON BRIDGE	02/08/1950	Active	16	0	0	0.00%	20		1	N	2	R	07/2025	\$1,098.29	
Exc Award (06/30/2016)																
14721	IROQUOIS FALLS	12/03/1951	Active	10	0	0	0.00%	8		3	Y	5	N	05/2013		
153701	Kirkland Lake	03/07/2023	Active	18	0	0	0.00%	14		1	N		N	06/2025		
14732	LARDER LAKE	03/30/1951	Active	8	0	0	0.00%	10		5	Y	3		01/2017		
14695	LITTLE CURRENT	11/03/1938	Active	20	0	0	0.00%	22		6	Y	12	R	10/2024		
14698	MATTAWA	05/17/1948	Active	19	0	0	0.00%	26		0	N	None		10/2024		
14700	MINNOW LAKE	10/05/1951	Active	42	0	0	0.00%	35		0	Y		R	07/2025		
14734	MOOSONEE	01/19/1966	Active	15	0	0	0.00%	15		18	N	None		12/2019		
14735	NEW LISKEARD	02/16/1945	Active	18	0	1	-5.26%	19	45	0	Y	3		06/2025		
43480	NOELVILLE FRENCH RIVER	02/22/1984	Active	14	0	0	0.00%	14		12	Y			07/2025		
14702	NORTH BAY	03/02/1925	Active	27	0	0	0.00%	31		1	Y		N	06/2025		
14694	ONAPING FALLS	05/17/1956	Active	55	0	0	0.00%	54		4	Y		R	06/2025		
Exc Award (06/30/2017, 06/30/2022)																
14703	POWASSAN	10/17/1938	Active	27	0	0	0.00%	28		10	Y	2		09/2022		
78674	PROVIDENCE BAY & SPRING BAY	04/05/2004	Active	14	0	0	0.00%	18		1	Y		N	12/2024		
43872	RESTOULE & DIST	05/11/1984	Active	35	0	0	0.00%	33		5	Y			02/2025		
14706	SAULT STE MARIE	08/31/1936	Active	29	0	0	0.00%	31		1	Y		N	07/2025		
Exc Award (06/30/2022)																
14737	SCHUMACHER	02/03/1935	Active	48	0	0	0.00%	52		1	Y		N	02/2025		
Exc Award (06/30/2024)																
36805	SOUTHEAST MANITOULIN L C	03/29/1979	Active	8	0	0	0.00%	11		2	Y	10	N	07/2019		
14705	ST JOSEPH ISLAND L C	06/26/1972	Active	34	0	0	0.00%	38		1	Y	2	N	07/2025		
14711	SUDBURY	09/29/1924	Active	29	0	2	-6.45%	36	16	0	Y		N	04/2025		
14740	TEMAGAMI	02/17/1954	Active	16	0	0	0.00%	12		3	Y			07/2019	90+ Days	
34273	TEMISCAMING & DIST L C	06/30/1977	Active	18	0	0	0.00%	16		2	Y	12	R	10/2024		
82432	TEMISKAMING SHORES LIONESS	05/24/2004	Active	20	0	0	0.00%	24		2	Y		N	06/2025		
66390	THE SUDBURY TEACHERS	06/27/2002	Active	16	0	0	0.00%	13		1	Y	8		05/2025		



Club Health Assessment for District A 5 through July 2025

						Membership					Reports				Finance		LCIF		
Club Number	Club Name	Charter Date	Status		Current Member Count **	YTD Members Added	YTD Members Dropped	YTD Net Growth***	Member Count 1 Year Ago	Dropped Members Avg.Length of Service	Months Since Membership Update	Current Officers Reported ****	Current President Repeated Term	VP Reported *****	Last Date Reported Service (mm/yyyy)	Account Balance	YTD Donations		
			Times in Status Quo in Past 2 Years																
14713	THESSALON	09/13/1946	Active		15	0	0	0.00%	12		1	Y	2		06/2025				
14714	TROUT CREEK	11/24/1966	Active		18	0	0	0.00%	18		1	Y			02/2023				
14715	VALLEY EAST L C	02/19/1967	Active		36	0	0	0.00%	33		0	Y		N	07/2025				
Exc Award (06/30/2023, 06/30/2024)																			
14716	WALDEN L C	02/09/1972	Active		10	1	0	11.11%	10		0	N	None		06/2025				
37806	WARREN & DIST	12/10/1979	Active		14	1	1	0.00%	13	0	0	Y	3		09/2023				
Exc Award (06/30/2017)																			
14717	WAWA	12/13/1940	Active		4	0	0	0.00%	5		2	N	None						
14718	WHITEFISH DISTRICT	12/01/1967	Active		15	0	0	0.00%	16		3	Y	2	N	04/2025				
14719	WIDDIFIELD	11/17/1955	Active		10	0	0	0.00%	8		4	N	None		01/2025				
Current Total Clubs Count	YTD New Clubs Count	YTD Cancelled Clubs Count	YTD Net Club Gain	Current Total Members Count	YTD Add	YTD Drop	YTD Net Growth	YTD Net Growth %	Member Count 12 Months Ago	Average Member Count Per Club	% of Clubs with less than 20 members	% No Officer Report in 12 Months	% of Clubs with balance 90+ days	Number of Clubs in Status Quo	% Status Quo Clubs in Financial Suspension	Number of Cancelled Clubs	Average Cancelled Club Age	Members Lost Due to Cancellation	% of Clubs Cancelled for Non-Financial Reasons
53	0	0	0	1,100	4	6	-2	-0.18%	1,110	21	60%	11%	2%	0	0%	0	0	0	0%

* - P - Priority Club. Cancellation Reasons: 1-Objectives/conduct, 2-Non-active club, 5-Non-existing club, 6-Disbanding, 7-Merger, 8-Financial Suspension, 9-District/Multiple District Dues.

** Red denotes below 15 active members.

*** Red denotes 20% + loss.

**** Y - all 3 (President, Secretary, Treasurer) club officers reported, N - not all 3 reported.

***** Abbreviation: N-New, IP-Immediate Past, R-Repeat.



Club Health Assessment for District A 711 through July 2025

			Status	Membership					Reports					Finance	LCIF	
Club Number	Club Name	Charter Date	Times in Status Quo in Past 2 Years	Current Member Count **	YTD Members Added	YTD Members Dropped	YTD Net Growth% ***	Member Count 1 Year Ago	Dropped Members Avg.Length of Service	Months Since Membership Update	Current Officers Reported ****	Current President Repeated Term	VP Reported *****	Last Date Reported Service (mm/yyyy)	Account Balance	YTD Donations
Clubs less than two years old																
182563	GTA Provision Entrepreneurs	06/18/2025	Newly Chartered	20	0	0	0.00%	0		1	N	None				
185280	Mississauga Canada Nepal	07/09/2025	Newly Chartered	28	28	0	100.00%	0		0	Y					
187747	Scarborough	07/24/2025	Newly Chartered	20	20	0	100.00%	0		0	Y		N			
182063	Stipley	05/29/2025	Newly Chartered	15	0	0	0.00%	0		0	Y			07/2025		
155723	Toronto Bayanihan	08/17/2023	Active	19	0	0	0.00%	20		0	Y		N	06/2025		
180059	Toronto Latino	01/20/2025	Status Quo(1)	20	9	0	81.82%	0		0	N	None			90+ Days	
182067	Toronto Supreme	05/15/2025	Newly Chartered	22	0	0	0.00%	0		2	Y	2				
187219	Toronto Unity	07/21/2025	Newly Chartered	21	21	0	100.00%	0		0	Y		N	07/2025		
Clubs more than two years old																
14755	AGINCOURT	10/26/1944	Active	10	0	0	0.00%	10		14	Y	3		12/2024		\$14.64
14918	ANCASTER	11/27/1945	Active	14	0	1	-6.67%	14	3	0	Y			12/2022		
14919	BLACKHEATH BINBROOK	02/11/1953	Active	19	0	0	0.00%	18		2	Y	2		04/2025		
14921	BRAMPTON BRAMALEA	08/04/1962	Active	12	0	0	0.00%	14		0	Y	2	R	03/2025		\$36.61
133935	Brampton Himalayas	02/28/2018	Active	9	0	0	0.00%	9		11	Y	2	R	04/2019		
96792	BRAMPTON VILLAGE	03/29/2006	Active	21	0	0	0.00%	21		2	Y	2	N	05/2025		
	Exc Award (06/30/2024)															
14925	BURLINGTON	04/27/1925	Active	44	1	0	2.33%	41		0	Y	2	N	06/2025		\$4,393.15
	Exc Award (06/30/2016, 06/30/2018)															
14917	BURLINGTON ALDERSHOT	03/12/1956	Active	14	0	0	0.00%	17		1	N	None		06/2025		
	Exc Award (06/30/2022)															
14926	CALEDON	05/03/1971	Active	10	0	0	0.00%	6		3	Y	8		04/2025		
14928	CHINGUACOUSY L C	07/16/1971	Active	16	0	0	0.00%	16		14	N	None		09/2017		
14933	ERIN DISTRICT L C	01/23/1951	Active	8	0	1	-11.11%	10	8	0	Y		N	05/2025		
154473	Etobicoke Alpha	05/26/2023	Active	31	3	0	10.71%	22		0	Y		N	04/2025		



Club Health Assessment for District A 711 through July 2025

			Status	Membership						Reports				Finance	LCIF	
Club Number	Club Name	Charter Date	Times in Status Quo in Past 2 Years	Current Member Count **	YTD Members Added	YTD Members Dropped	YTD Net Growth% ***	Member Count 1 Year Ago	Dropped Members Avg.Length of Service	Months Since Membership Update	Current Officers Reported ****	Current President Repeated Term	VP Reported *****	Last Date Reported Service (mm/yyyy)	Account Balance	YTD Donations
14760	FOREST HILL	11/26/1952	Active(2)	17	0	0	0.00%	17		12	N	None		05/2025		\$20.00
14935	GEORGETOWN	02/06/1931	Active	21	0	0	0.00%	23		1	Y		N	06/2025		
154755	GTA Legacy	06/12/2023	Active	33	3	3	0.00%	21	1	0	Y	4	N	06/2025		
143480	GTA PHOENIX	11/03/2020	Active	11	1	1	0.00%	11	3	0	Y		N	07/2025		
Exc Award (06/30/2021, 06/30/2024)																
106909	HALTON K9	12/16/2009	Active	11	0	0	0.00%	11		0	Y		IP	05/2025	90+ Days	\$10.98
14936	HAMILTON CENTRAL	07/19/1920	Active	5	0	0	0.00%	6		8	Y	7		05/2025		
40621	HUTTONVILLE	12/21/1981	Active	11	0	0	0.00%	10		2	Y		R	05/2025		
Exc Award (06/30/2016, 06/30/2022, 06/30/2023)																
14763	LAKESHORE	07/23/1931	Active(1)	3	0	0	0.00%	3		1	Y	2		04/2025		\$14.64
14764	LEASIDE	01/23/1939	Status Quo(2)	2	0	0	0.00%	4		5	Y	3		04/2025		
148331	Malton One Destiny	09/28/2021	Active	9	0	0	0.00%	7		0	Y			06/2025		
93226	MALVERN ONYX	12/23/2005	Active	27	0	0	0.00%	22		1	Y	2	N	07/2025		
Exc Award (06/30/2023)																
29476	MISSISSAUGA CENTRAL	06/27/1974	Active	14	1	0	7.69%	17		0	Y		N	05/2025		
43151	MISSISSAUGA COOKSVILLE	11/15/1983	Active	38	0	0	0.00%	38		0	Y		N	07/2025		
Exc Award (06/30/2016)																
58862	MISSISSAUGA ERIN MILLS	11/18/1996	Active(1)	15	0	0	0.00%	22		1	N	None		12/2021		
121344	MISSISSAUGA MONARCH	02/10/2014	Active	10	0	0	0.00%	12		1	Y	6		06/2025		
Exc Award (06/30/2022)																
14985	NOBLETON	01/10/1962	Active	21	0	0	0.00%	21		1	Y	2	R	05/2025		
Exc Award (06/30/2021)																
14944	OAKVILLE	11/08/1935	Active	41	0	0	0.00%	46		1	Y		N	07/2025		
Exc Award (06/30/2016, 06/30/2018, 06/30/2023)																
37932	OAKVILLE TRAFALGAR L C	01/07/1980	Active	5	0	0	0.00%	5		3	Y	12		05/2025		
143643	Scarborough JamRockZ6	11/18/2020	Active(3)	18	0	0	0.00%	20		3	N	None		05/2025		
14948	STONEY CREEK	01/24/1961	Active	7	0	0	0.00%	7		4	Y	2	N	06/2025		
14951	STREETSVILLE	01/24/1952	Active	21	0	0	0.00%	19		1	Y	2	R	12/2024		
14773	THISTLETOWN	02/24/1965	Active	25	0	0	0.00%	24		1	Y	2	R	06/2025		\$421.01



Club Health Assessment for District A 711 through July 2025

			Status	Membership						Reports				Finance	LCIF	
Club Number	Club Name	Charter Date	Times in Status Quo in Past 2 Years	Current Member Count **	YTD Members Added	YTD Members Dropped	YTD Net Growth% ***	Member Count 1 Year Ago	Dropped Members Avg.Length of Service	Months Since Membership Update	Current Officers Reported ****	Current President Repeated Term	VP Reported *****	Last Date Reported Service (mm/yyyy)	Account Balance	YTD Donations
Exc Award (06/30/2018, 06/30/2023)																
143460	Toronto Achievers	11/02/2020	Active	41	3	0	7.89%	30		0	Y		N	01/2025		
Exc Award (06/30/2021, 06/30/2022, 06/30/2023, 06/30/2024)																
14776	TORONTO BATHURST	08/15/1972	Active(1)	13	0	0	0.00%	13		1	Y		IP	05/2025		
14777	TORONTO BEACHES	01/18/1935	Active	31	1	3	-6.06%	34	5	0	Y		N	06/2025		
148568	Toronto Bona	10/08/2021	Active(1)	22	0	0	0.00%	22		26	N	None		08/2024		
30104	TORONTO CATHAY	01/16/1975	Active	7	0	6	-46.15%	18	19	0	Y	2		04/2025		
129886	Toronto Centennial	01/24/2017	Active	4	0	1	-20.00%	27	12	0	N	2		04/2025		
Exc Award (06/30/2022, 06/30/2023)																
14779	TORONTO CENTRAL	05/18/1920	Active	10	0	1	-9.09%	10	1	0	Y		N	08/2020		
126925	Toronto Central Bangladesh	03/01/2016	Active(4)	5	0	0	0.00%	5		2	Y	6		08/2018		
39536	TORONTO CERVANTES	03/11/1981	Active	7	0	0	0.00%	8		9	N	3		10/2020		
151848	Toronto Distinction	07/01/2022	Active	9	0	0	0.00%	18		1	Y	4	N	10/2024		
49104	TORONTO DOCTORS	12/19/1988	Active	42	3	0	7.69%	31		0	Y	3	N	07/2025		
Exc Award (06/30/2023)																
124249	Toronto East	02/25/2015	Active	9	0	0	0.00%	9		19	Y	2		05/2025		
54825	TORONTO ELEGANT	08/16/1993	Active(1)	22	2	0	10.00%	25		0	Y	2	R	05/2025		
148978	Toronto Evergreen	11/17/2021	Active(2)	30	0	0	0.00%	35		1	N			06/2025		
136403	Toronto Global Doctors	09/10/2018	Active(3)	4	0	0	0.00%	4		37	Y	5		07/2020		
134799	Toronto Green Capes	06/07/2018	Active	21	1	0	5.00%	21		0	Y	4	R	06/2025		
133227	Toronto Harmony	11/30/2017	Active	20	2	0	11.11%	3		0	N	None				
134617	Toronto High Park Centennial	06/14/2018	Active	9	0	0	0.00%	9		1	Y	2	N	05/2025		
46639	TORONTO HONG KONG	11/03/1986	Active(1)	29	0	0	0.00%	28		4	N	None		05/2025		
52542	TORONTO HUMMINGBIRD	02/20/1992	Active	11	0	0	0.00%	11		32	N	None		05/2012		
153780	Toronto Infini	02/23/2023	Active	35	0	0	0.00%	26		1	Y		R	07/2025		
Exc Award (06/30/2023)																
52226	TORONTO KAITEUR	12/09/1991	Active	27	0	0	0.00%	27		0	Y	3	R	06/2025		\$36.61
Exc Award (06/30/2016, 06/30/2017, 06/30/2018, 06/30/2022)																
131388	Toronto Kapuso	06/21/2017	Active	51	0	0	0.00%	47		3	Y	2	N	06/2025		



Club Health Assessment for District A 711 through July 2025


			Status	Membership					Reports				Finance	LCIF		
Club Number	Club Name	Charter Date	Times in Status Quo in Past 2 Years	Current Member Count **	YTD Members Added	YTD Members Dropped	YTD Net Growth% ***	Member Count 1 Year Ago	Dropped Members Avg.Length of Service	Months Since Membership Update	Current Officers Reported ****	Current President Repeated Term	VP Reported *****	Last Date Reported Service (mm/yyyy)	Account Balance	YTD Donations
Exc Award (06/30/2023, 06/30/2024)			Active	31	0	0	0.00%	36		0	Y		N	07/2025		\$2,196.57
52092	TORONTO MABUHAY	10/22/1991														
Exc Award (06/30/2018, 06/30/2020, 06/30/2024)			Active(2)	12	0	0	0.00%	8		2	N	None		08/2022		
151849	Toronto Mahal Kita	07/01/2022														
121332	Toronto Maharlika	02/18/2014	Active	24	0	0	0.00%	30		2	Y	6	R	02/2025	90+ Days	\$439.31
Exc Award (06/30/2018, 06/30/2019)			Active	46	1	4	-6.12%	44	13	0	Y	3	R	04/2025		
105282	TORONTO NETRALYA	04/21/2009														
Exc Award (06/30/2016)			Active	68	2	0	3.03%	53		0	Y		N	06/2025		
154089	Toronto Nigerian	04/10/2023														
Exc Award (06/30/2024)			Active	35	7	14	-16.67%	28	1	0	Y		N	04/2025		
148504	Toronto Pillar of Hope	10/06/2021														
Exc Award (06/30/2023)			Active	4	0	0	0.00%	6		1	Y	2	N	06/2023		
146141	Toronto Sinagtala	06/08/2021														
14790	TORONTO SUOMI FINLANDIA	05/25/1971	Active(1)	29	0	0	0.00%	28		1	N	2	R	05/2025		
109497	TORONTO TRILLIUM	10/12/2010	Active(4)	16	0	0	0.00%	14		6	Y	2		01/2022		
Exc Award (06/30/2019)			Active	3	0	0	0.00%	4		2	Y	2				
153904	Toronto Wellness	03/13/2023														
14791	WEST HILL HIGHLAND CREEK	09/22/1944	Active	13	0	2	-13.33%	12	7	0	Y		N	05/2025		
14792	WESTON	02/18/1941	Active	18	0	0	0.00%	21		1	Y		N	07/2025		
Exc Award (06/30/2016, 06/30/2017)			Active	5	0	0	0.00%	5		3	Y	2	R	10/2024		
14793	WISHING WELL	09/25/1958														
Exc Award (06/30/2023)			Active	8	0	0	0.00%	8		8	Y			08/2024		
14761	WOODBIDGE	03/23/1954														
14794	YORK	08/07/1935	Active(1)	10	0	0	0.00%	10		1	Y	6		05/2025		

Clubs Cancelled Previous Fiscal Year – Clubs Cancelled within last 12 months may be reinstated

Club Number	Club Name	Charter Date	Current Status*	Cancellation Date
14940	MILTON	02/11/1963	Cancelled(8*)	12/30/2024
115383	RYERSON CAMPUS	10/31/2011	Cancelled(8*)	12/30/2024
100528	TORONTO GLOBAL TELUGU	11/12/2007	Cancelled(8*)	12/30/2024
89532	TORONTO PARAGON	10/31/2005	Cancelled(8*)	12/30/2024



Club Health Assessment for District A 711 through July 2025

<div>International Club of Presidents</div>						Status		Membership					Reports				Finance		LCIF
						Times in Status Quo in Past 2 Years		Current Member Count **	YTD Members Added	YTD Members Dropped	YTD Net Growth***	Member Count 1 Year Ago	Dropped Members Avg.Length of Service	Months Since Membership Update	Current Officers Reported ****	Current President Repeated Term	VP Reported *****	Last Date Reported Service (mm/yyyy)	Account Balance
Club Number	Club Name		Charter Date																
Current Total Clubs Count	YTD New Clubs Count	YTD Cancelled Clubs Count	YTD Net Club Gain	Current Total Members Count	YTD Add	YTD Drop	YTD Net Growth	YTD Net Growth %	Member Count 12 Months Ago	Average Member Count Per Club	% of Clubs with less than 20 members	% No Officer Report in 12 Months	% of Clubs with balance 90+ days	Number of Clubs in Status Quo	% Status Quo Clubs in Financial Suspension	Number of Cancelled Clubs	Average Cancelled Club Age	Members Lost Due to Cancellation	% of Clubs Cancelled for Non-Financial Reasons
80	3	0	3	1,519	109	37	72	4.98%	1,352	19	56%	5%	4%	2	100%	0	0	0	0%

* - P - Priority Club. Cancellation Reasons: 1-Objectives/conduct, 2-Non-active club, 5-Non-existing club, 6-Disbanding, 7-Merger, 8-Financial Suspension, 9-District/Multiple District Dues.

** Red denotes below 15 active members.

*** Red denotes 20% + loss.

**** Y - all 3 (President, Secretary, Treasurer) club officers reported, N - not all 3 reported.

***** Abbreviation: N-New, IP-Immediate Past, R-Repeat.



Club Health Assessment for District A 9 through July 2025

			Status	Membership					Reports				Finance		LCIF	
Club Number	Club Name	Charter Date	Times in Status Quo in Past 2 Years	Current Member Count **	YTD Members Added	YTD Members Dropped	YTD Net Growth% ***	Member Count 1 Year Ago	Dropped Members Avg.Length of Service	Months Since Membership Update	Current Officers Reported ****	Current President Repeated Term	VP Reported *****	Last Date Reported Service (mm/yyyy)	Account Balance	YTD Donations
Clubs less than two years old																
171470	Ayton	06/04/2024	Active	32	0	0	0.00%	35		0	Y		N	07/2025		
Clubs more than two years old																
14830	ARTHUR	11/14/1939	Active	25	0	0	0.00%	20		4	Y		N	05/2025		
	Exc Award (06/30/2024)															
33843	AUBURN & DISTRICT L C	05/18/1977	Active	31	0	0	0.00%	31		1	Y		N	06/2025		\$1,134.90
14833	BLYTH	03/27/1945	Active	37	0	0	0.00%	39		0	Y		N	06/2025		\$18.30
	Exc Award (06/30/2018, 06/30/2022, 06/30/2023)															
14835	BRUSSELS	03/13/1946	Active	49	2	0	4.26%	44		0	Y		N	06/2025		\$73.22
	Exc Award (06/30/2018, 06/30/2023, 06/30/2024)															
30673	CENTRE GREY	04/30/1975	Active	10	0	0	0.00%	10		27	Y	24		04/2025		
37115	CHEPSTOW & DISTRICT L C	05/24/1979	Active	71	2	0	2.90%	62		0	Y		N	06/2025		
	Exc Award (06/30/2016, 06/30/2019, 06/30/2022, 06/30/2023)															
36321	CLIFFORD & DISTRICT L C	12/21/1978	Active	4	0	0	0.00%	4		2	Y	3		07/2025		
30047	DUBLIN & DISTRICT L C	12/27/1974	Active	23	0	0	0.00%	24		2	Y		N	01/2025		\$18.30
	Exc Award (06/30/2023)															
14838	DUNDALK & DISTRICT L C	06/14/1973	Active	7	0	0	0.00%	7		23	N	None		02/2024		
28185	FERNDALDE LIONS HEAD & DISTRICT	03/26/1974	Active	19	0	0	0.00%	26		1	Y			05/2025		
	Exc Award (06/30/2022)															
33681	FORMOSA DISTRICT L C	04/05/1977	Active	44	0	0	0.00%	45		1	Y	2	N	07/2025		\$54.91
	Exc Award (06/30/2023)															
14843	GODERICH	08/07/1922	Active	72	0	0	0.00%	84		2	Y		N	06/2025		
	Exc Award (06/30/2022, 06/30/2023)															
14844	GRAND VALLEY	11/07/1950	Active	19	0	0	0.00%	21		1	Y		N	07/2025		
	Exc Award (06/30/2023)															
103791	HANOVER	10/09/2008	Active	22	0	0	0.00%	25		5	N	None		12/2024		\$36.61
	Exc Award (06/30/2016, 06/30/2018)															
41019	HOLLAND CENTRE/ WILLIAMSFORD & DISTRICT	03/30/1982	Active	14	0	0	0.00%	17		2	Y	16	N	11/2024		




Club Health Assessment for District A 9 through July 2025

INTERNATIONAL

			Status	Membership					Reports					Finance		LCIF
Club Number	Club Name	Charter Date	Times in Status Quo in Past 2 Years	Current Member Count **	YTD Members Added	YTD Members Dropped	YTD Net Growth% ***	Member Count 1 Year Ago	Dropped Members Avg.Length of Service	Months Since Membership Update	Current Officers Reported ****	Current President Repeated Term	VP Reported *****	Last Date Reported Service (mm/yyyy)	Account Balance	YTD Donations
38905	KEMBLE & DISTRICT L C	09/29/1980	Active	13	0	0	0.00%	14		2	Y	8	R	06/2025		
29211	KINCARDINE	04/17/1974	Active	72	0	0	0.00%	69		0	Y		N	07/2025		\$36.61
	Exc Award (06/30/2018, 06/30/2019, 06/30/2022, 06/30/2023)															
33937	LONDESBORO	05/31/1977	Active	30	0	0	0.00%	33		0	Y		N	07/2025		\$18.30
	Exc Award (06/30/2018, 06/30/2022, 06/30/2023, 06/30/2024)															
14852	LUCKNOW	11/27/1956	Active	15	0	0	0.00%	19		1	Y			06/2025		
32800	MILDMAY & DISTRICT L C	10/05/1976	Active	10	0	0	0.00%	10		2	Y		N	06/2025		
14854	MITCHELL	07/16/1936	Active	16	0	1	-5.88%	16	8	0	Y	3	R	04/2025		
	Exc Award (06/30/2022, 06/30/2023)															
14856	MOUNT FOREST	05/17/1938	Active	63	0	0	0.00%	76		1	Y		N	06/2025		\$73.20
	Exc Award (06/30/2016, 06/30/2018, 06/30/2020, 06/30/2022, 06/30/2024)															
29800	NEUSTADT & DISTRICT	09/24/1974	Active	27	0	1	-3.57%	30	6	0	Y		R	12/2024		
	Exc Award (06/30/2019, 06/30/2023)															
14858	ORANGEVILLE	03/11/1949	Active	53	0	0	0.00%	50		0	Y		N	06/2025		\$109.81
14859	OWEN SOUND	01/31/1946	Active	13	0	0	0.00%	13		12	Y		N	05/2025		
61787	OWEN SOUND SCENIC CITY	04/13/1999	Active	11	0	0	0.00%	10		1	Y		R	07/2025		\$329.49
	Exc Award (06/30/2016, 06/30/2023)															
14860	PALMERSTON	09/07/1939	Active	33	0	0	0.00%	31		1	Y		N	02/2025		\$36.60
	Exc Award (06/30/2016, 06/30/2018)															
109350	PIKE LAKE MINTO	09/27/2010	Active	9	0	0	0.00%	9		7	Y	4		06/2025		
30267	PORT ELGIN & DISTRICT	02/26/1975	Active	21	0	1	-4.55%	33	1	0	Y			01/2025		
	Exc Award (06/30/2022, 06/30/2024)															
14863	RIPLEY & DISTRICT L C	04/18/1972	Active	39	0	0	0.00%	37		0	Y	2	R	07/2025		\$347.79
	Exc Award (06/30/2016, 06/30/2021, 06/30/2022)															
39623	SAUBLE BEACH & DISTRICT	03/24/1981	Active	27	0	0	0.00%	29		1	Y		N	07/2025		\$18.30
	Exc Award (06/30/2017, 06/30/2023, 06/30/2024)															
14867	SEAFORTH	12/09/1924	Active	17	0	0	0.00%	18		0	Y			07/2025		
	Exc Award (06/30/2023, 06/30/2024)															
31257	SHELBURNE & DISTRICT	10/09/1975	Active	21	0	0	0.00%	20		8	Y	2	N	07/2025		\$18.30



Club Health Assessment for District A 9 through July 2025



Club Number	Club Name	Charter Date	Status	Membership						Reports				Finance	LCIF	
			Times in Status Quo in Past 2 Years	Current Member Count **	YTD Members Added	YTD Members Dropped	YTD Net Growth% ***	Member Count 1 Year Ago	Dropped Members Avg.Length of Service	Months Since Membership Update	Current Officers Reported ****	Current President Repeated Term	VP Reported *****	Last Date Reported Service (mm/yyyy)	Account Balance	YTD Donations
44025	THORNBURY BEAVER VALLEY	06/22/1984	Active	12	0	0	0.00%	10		8	Y	9	N	03/2025		\$183.05
14871	TIVERTON & DISTRICT L C	01/09/1973	Active	28	0	0	0.00%	25		0	Y		N	06/2025		
Exc Award (06/30/2019, 06/30/2022, 06/30/2023)																
101700	WEST GREY DURHAM	05/09/2008	Active	62	0	1	-1.59%	62	12	0	Y		N	06/2025		
Exc Award (06/30/2022, 06/30/2024)																
14873	WIARTON AND DISTRICT	08/26/1954	Active	10	0	0	0.00%	14		1	Y			02/2025		
14874	WINGHAM	06/01/1938	Active	23	0	0	0.00%	21		0	Y		N	07/2025		

Clubs Cancelled Previous Fiscal Year – Clubs Cancelled within last 12 months may be reinstated

Club Number	Club Name	Charter Date	Current Status*	Cancellation Date
97144	DUNGANNON AND DISTRICT	05/30/2006	Cancelled(8*)	06/29/2025

Current Total Clubs Count	YTD New Clubs Count	YTD Cancelled Clubs Count	YTD Net Club Gain	Current Total Members Count	YTD Add	YTD Drop	YTD Net Growth	YTD Net Growth %	Member Count 12 Months Ago	Average Member Count Per Club	% of Clubs with less than 20 members	% No Officer Report in 12 Months	% of Clubs with balance 90+ days	Number of Clubs in Status Quo	% Status Quo Clubs in Financial Suspension	Number of Cancelled Clubs	Average Cancelled Club Age	Members Lost Due to Cancellation	% of Clubs Cancelled for Non-Financial Reasons
39	0	0	0	1,104	4	4	0	0.00%	1,143	28	41%	5%	0%	0	0%	0	0	0	0%

* - P - Priority Club. Cancellation Reasons: 1-Objectives/conduct, 2-Non-active club, 5-Non-existing club, 6-Disbanding, 7-Merger, 8-Financial Suspension, 9-District/Multiple District Dues.

** Red denotes below 15 active members.

*** Red denotes 20% + loss.

**** Y - all 3 (President, Secretary, Treasurer) club officers reported, N - not all 3 reported.

***** Abbreviation: N-New, IP-Immediate Past, R-Repeat.




Club Health Assessment for District A 12 through July 2025

			Status	Membership					Reports				Finance		LCIF	
Club Number	Club Name	Charter Date	Times in Status Quo in Past 2 Years	Current Member Count **	YTD Members Added	YTD Members Dropped	YTD Net Growth% ***	Member Count 1 Year Ago	Dropped Members Avg.Length of Service	Months Since Membership Update	Current Officers Reported ****	Current President Repeated Term	VP Reported *****	Last Date Reported Service (mm/yyyy)	Account Balance	YTD Donations
Clubs more than two years old																
14953	ALLISTON	11/20/1936	Active	37	0	0	0.00%	36		8	Y	2		07/2025		\$131.80
Exc Award (06/30/2022, 06/30/2023)																
14954	ANGUS DISTRICT	11/29/1962	Active	9	0	0	0.00%	9		3	N	None		11/2023		
Exc Award (06/30/2017)																
14957	BARRIE	09/18/1931	Active	17	0	0	0.00%	16		5	N	None		02/2025		
Exc Award (06/30/2017, 06/30/2018)																
62100	BARRIE SOUTH	06/05/1999	Active	34	0	0	0.00%	45		1	Y	2		07/2025		\$65.89
Exc Award (06/30/2017, 06/30/2018, 06/30/2019, 06/30/2020, 06/30/2022, 06/30/2023, 06/30/2024)																
140824	Baxter Ward	02/11/2020	Active	26	0	0	0.00%	21		1	Y			06/2025		
Exc Award (06/30/2024)																
14958	BAYSVILLE	06/14/1972	Active	14	1	0	7.69%	12		0	Y	3	R	05/2025		
Exc Award (06/30/2018)																
14961	BRACEBRIDGE	11/23/1942	Active	25	0	0	0.00%	28		1	Y	3	N	06/2025		
Exc Award (06/30/2017, 06/30/2018)																
14962	BRADFORD	09/29/1937	Active	26	0	0	0.00%	28		0	Y		IP	06/2023		
Exc Award (06/30/2017, 06/30/2018)																
14680	BURKS FALLS	10/22/1938	Active	8	0	0	0.00%	8		6	N	None		04/2023		
14969	COLDWATER	08/17/1939	Active	40	0	0	0.00%	38		1	Y	2	R	06/2025		\$1,098.29
Exc Award (06/30/2018)																
14971	DORSET	04/06/1972	Active	25	0	0	0.00%	29		0	Y	3	N	07/2025		
Exc Award (06/30/2018, 06/30/2024)																
14972	DWIGHT	12/08/1971	Active	25	0	0	0.00%	29		1	Y	2	R	03/2025		
Exc Award (06/30/2017)																
14973	ELMVALE DISTRICT	01/19/1949	Active	29	0	0	0.00%	30		1	N	None		07/2025		
Exc Award (06/30/2018, 06/30/2020)																
145063	Elmvale Lioness	03/05/2021	Active	11	0	0	0.00%	11		1	Y	3	N	05/2025		
37322	EMSDALE	03/25/1979	Active	7	0	0	0.00%	9		7	N	None		04/2023		
14974	GRAVENHURST	10/10/1946	Active	20	0	0	0.00%	20		3	Y		N	07/2025		
Exc Award (06/30/2017, 06/30/2018, 06/30/2023, 06/30/2024)																




Club Health Assessment for District A 12 through July 2025

			Status	Membership						Reports				Finance	LCIF	
Club Number	Club Name	Charter Date	Times in Status Quo in Past 2 Years	Current Member Count **	YTD Members Added	YTD Members Dropped	YTD Net Growth% ***	Member Count 1 Year Ago	Dropped Members Avg.Length of Service	Months Since Membership Update	Current Officers Reported ****	Current President Repeated Term	VP Reported *****	Last Date Reported Service (mm/yyyy)	Account Balance	YTD Donations
14975	HUNTSVILLE	10/22/1941	Active(1)	3	0	0	0.00%	6		9	N	None		06/2025		
	Exc Award (06/30/2018)															
14976	INNISFIL L C	04/26/1973	Active	18	0	1	-5.26%	22	33	0	N	None		07/2025		
49976	KEARNEY	11/22/1989	Active	19	0	0	0.00%	20		0	Y	7	N	06/2025		
	Exc Award (06/30/2020, 06/30/2023)															
14980	MAC TIER & DIST	11/28/1947	Active(1)	15	0	0	0.00%	16		2	N	None		07/2025		
	Exc Award (06/30/2018, 06/30/2020)															
14697	MAGNETAWAN	10/25/1966	Active	37	0	0	0.00%	34		1	Y		N	07/2024		
	Exc Award (06/30/2017, 06/30/2018)															
14982	MIDLAND	11/22/1937	Active	13	0	0	0.00%	16		8	Y	3	R	06/2025		
	Exc Award (06/30/2018, 06/30/2020)															
14987	ORILLIA	08/26/1937	Active	21	0	0	0.00%	22		0	Y	2	R	07/2025		
	Exc Award (06/30/2018, 06/30/2020)															
14988	ORO DISTRICT L C	01/30/1973	Active	30	0	0	0.00%	35		1	Y		N	07/2025		
	Exc Award (06/30/2017, 06/30/2024)															
14989	PARRY SOUND	05/31/1940	Active	14	0	0	0.00%	15		1	N	None		04/2023		
14991	PENETANGUISHENE	08/29/1939	Active	42	0	0	0.00%	38		5	Y	2	N	07/2025		\$21.97
	Exc Award (06/30/2016, 06/30/2018, 06/30/2019, 06/30/2020, 06/30/2022, 06/30/2023, 06/30/2024)															
32320	PENINSULA L C	05/28/1976	Active	14	0	0	0.00%	14		12	N	None		09/2023		
	Exc Award (06/30/2017, 06/30/2018)															
14992	PORT CARLING	11/01/1945	Active	22	0	0	0.00%	25		1	Y	2	R	06/2025		
	Exc Award (06/30/2016)															
38602	PORT MC NICOLL	06/29/1980	Active	17	0	0	0.00%	21		1	N	None		08/2024		
	Exc Award (06/30/2024)															
14993	SCHOMBERG	03/20/1947	Active	18	0	0	0.00%	18		2	N	None		05/2025		
14709	SOUTH RIVER	06/10/1960	Active	29	0	0	0.00%	26		5	Y	3	N	06/2025		
	Exc Award (06/30/2017, 06/30/2024)															
37933	SPRINGWATER VESPRE	01/29/1980	Active	12	0	0	0.00%	12		17	N	None		06/2024		
	Exc Award (06/30/2018)															
14994	STAYNER	05/24/1956	Active	21	0	0	0.00%	21		1	Y	2	N	05/2025		
	Exc Award (06/30/2017, 06/30/2024)															



Club Health Assessment for District A 12 through July 2025

			Status	Membership					Reports				Finance	LCIF		
Club Number	Club Name	Charter Date	Times in Status Quo in Past 2 Years	Current Member Count **	YTD Members Added	YTD Members Dropped	YTD Net Growth% ***	Member Count 1 Year Ago	Dropped Members Avg.Length of Service	Months Since Membership Update	Current Officers Reported ****	Current President Repeated Term	VP Reported *****	Last Date Reported Service (mm/yyyy)	Account Balance	YTD Donations
14995	STEPHENSON DISTRICT L C	05/25/1973	Active	30	0	0	0.00%	21		3	N	2	R	10/2024		
14712	SUNDRIDGE	03/30/1944	Active	20	0	0	0.00%	19		1	Y	2	N	05/2025		
	Exc Award (06/30/2019, 06/30/2023)															
30594	THORNTON DISTRICT	04/11/1975	Active	12	0	0	0.00%	8		6	N	None		12/2021		
98169	TINY TOWNSHIP	01/01/2007	Active	30	0	0	0.00%	28		1	Y		N	06/2025		\$18.30
	Exc Award (06/30/2017, 06/30/2018, 06/30/2020)															
14998	TOTTENHAM DISTRICT L C	02/09/1969	Active	26	2	2	0.00%	30	0	0	Y			01/2024		
	Exc Award (06/30/2023)															
15000	VICTORIA HARBOUR & DISTRICT	07/18/1972	Active	29	0	0	0.00%	35		0	Y		N	06/2025		\$29.29
	Exc Award (06/30/2018, 06/30/2023)															
15001	WASAGA BEACH	02/12/1963	Active	44	0	0	0.00%	40		1	Y		N	06/2025		
	Exc Award (06/30/2017, 06/30/2018, 06/30/2023, 06/30/2024)															
15002	WASHAGO	11/15/1949	Active	24	0	0	0.00%	23		1	Y			12/2024		
	Exc Award (06/30/2017, 06/30/2023)															
14686	WHITESTONE MC KELLAR	03/09/1972	Active	13	1	0	8.33%	12		0	Y	5		06/2025		
	Exc Award (06/30/2023, 06/30/2024)															
15003	WINDERMERE & DISTRICT L C	04/23/1968	Active	15	2	0	15.38%	12		0	Y	8	R	06/2025		

Clubs Cancelled Previous Fiscal Year – Clubs Cancelled within last 12 months may be reinstated

Club Number	Club Name	Charter Date	Current Status*	Cancellation Date
134915	Almaguin Highlands	06/06/2018	Cancelled(6*)	05/29/2025

Current Total Clubs Count	YTD New Clubs Count	YTD Cancelled Clubs Count	YTD Net Club Gain	Current Total Members Count	YTD Add	YTD Drop	YTD Net Growth	YTD Net Growth %	Member Count 12 Months Ago	Average Member Count Per Club	% of Clubs with less than 20 members	% No Officer Report in 12 Months	% of Clubs with balance 90+ days	Number of Clubs in Status Quo	% Status Quo Clubs in Financial Suspension	Number of Cancelled Clubs	Average Cancelled Club Age	Members Lost Due to Cancellation	% of Clubs Cancelled for Non-Financial Reasons
43	0	0	0	941	6	3	3	0.32%	958	22	44%	12%	0%	0	0%	0	0	0	0%



Club Health Assessment for District A 12 through July 2025

			Status		Membership					Reports				Finance	LCIF	
Club Number	Club Name	Charter Date	Times in Status Quo in Past 2 Years	Current Member Count **	YTD Members Added	YTD Members Dropped	YTD Net Growth% ***	Member Count 1 Year Ago	Dropped Members Avg.Length of Service	Months Since Membership Update	Current Officers Reported ****	Current President Repeated Term	VP Reported *****	Last Date Reported Service (mm/yyyy)	Account Balance	YTD Donations

* - P - Priority Club. Cancellation Reasons: 1-Objectives/conduct, 2-Non-active club, 5-Non-existing club, 6-Disbanding, 7-Merger, 8-Financial Suspension, 9-District/Multiple District Dues.

** Red denotes below 15 active members.

*** Red denotes 20% + loss.

**** Y - all 3 (President, Secretary, Treasurer) club officers reported, N - not all 3 reported.

***** Abbreviation: N-New, IP-Immediate Past, R-Repeat.



Club Health Assessment for District A 15 through July 2025

			Status	Membership					Reports					Finance	LCIF	
Club Number	Club Name	Charter Date	Times in Status Quo in Past 2 Years	Current Member Count **	YTD Members Added	YTD Members Dropped	YTD Net Growth% ***	Member Count 1 Year Ago	Dropped Members Avg.Length of Service	Months Since Membership Update	Current Officers Reported ****	Current President Repeated Term	VP Reported *****	Last Date Reported Service (mm/yyyy)	Account Balance	YTD Donations
Clubs more than two years old																
110809	ARISS AND MARYHILL	04/12/2011	Active	15	0	0	0.00%	12		1	N	None		04/2025	90+ Days	
14831	ATWOOD	01/29/1957	Active	35	0	0	0.00%	36		2	Y		N	04/2025		
62161	AYR - NORTH DUMFRIES	06/23/1999	Active	17	0	0	0.00%	16		1	Y		R	06/2025		
14832	BAYFIELD	02/04/1947	Active	35	0	0	0.00%	37		4	N		N	06/2022		
33844	BELWOOD & DISTRICT L C	05/10/1977	Active	13	0	3	-18.75%	14	6	0	Y		N	07/2025		
Exc Award (06/30/2016)																
14923	BRANTFORD	02/23/1926	Active	6	0	0	0.00%	7		3	Y	2	N	04/2025		
119686	Breslau	06/21/2013	Active	3	0	0	0.00%	3		26	Y	8		06/2024		
14834	BRIDGEPORT	02/22/1967	Active	8	0	0	0.00%	8		17	Y	4		05/2025		
14924	BURFORD	12/20/1945	Active	18	0	0	0.00%	23		1	Y		N	06/2025		
61745	CAMBRIDGE HIGHLANDS	04/01/1999	Active	7	0	0	0.00%	7		3	Y		R	07/2025		
Exc Award (06/30/2017, 06/30/2018, 06/30/2020)																
43481	CENTRALIA-HURON PARK L C	02/29/1984	Active(1)	3	0	0	0.00%	5		9	Y	3		10/2018		
Exc Award (06/30/2018)																
31933	COPETOWN	03/23/1976	Active	30	0	0	0.00%	29		0	Y		N	06/2025		
Exc Award (06/30/2018, 06/30/2021)																
14837	DRUMBO	12/01/1955	Active	19	0	0	0.00%	17		5	Y	2	R	03/2025		
14932	DUNDAS	01/15/1931	Active	35	0	0	0.00%	36		1	Y		N	07/2025		\$73.22
147289	Dundas Lioness	06/30/2021	Active	19	0	0	0.00%	18		1	Y		N	12/2022		
14839	ELMIRA	04/26/1955	Active	89	0	0	0.00%	85		2	Y		N	06/2019		\$732.19
14840	ELORA	11/12/1946	Active	10	0	0	0.00%	13		2	Y	2	R	07/2025		
14841	EXETER	12/01/1937	Active	56	0	0	0.00%	53		2	Y	2	R	02/2025		
Exc Award (06/30/2018)																
34522	FERGUS	10/07/1977	Active	22	0	0	0.00%	21		1	Y	8	N	12/2024		
45682	FREELTON	01/31/1986	Active	16	0	0	0.00%	9		3	Y	2	N	06/2025		
14842	GALT-CAMBRIDGE L C	01/31/1938	Active	12	0	0	0.00%	10		2	Y	3	R	12/2021		
56118	GLEN MORRIS	09/20/1994	Active	22	0	0	0.00%	21		3	Y	3		02/2024		



Club Health Assessment for District A 15 through July 2025

			Status	Membership					Reports					Finance	LCIF	
Club Number	Club Name	Charter Date	Times in Status Quo in Past 2 Years	Current Member Count **	YTD Members Added	YTD Members Dropped	YTD Net Growth% ***	Member Count 1 Year Ago	Dropped Members Avg.Length of Service	Months Since Membership Update	Current Officers Reported ****	Current President Repeated Term	VP Reported *****	Last Date Reported Service (mm/yyyy)	Account Balance	YTD Donations
14845	GUELPH	09/26/1944	Active	22	1	0	4.76%	23		0	Y		N	06/2025		
Exc Award (06/30/2020, 06/30/2021, 06/30/2023)																
46959	GUELPH ROYAL CITY	02/27/1987	Active	12	0	0	0.00%	12		7	Y	2		06/2025		
29371	HICKSON & DISTRICT	05/29/1974	Active	11	0	0	0.00%	12		1	Y	2	R	06/2025		
14847	HILLSBURGH & DISTRICT L C	05/20/1971	P- Active	0	0	0	0.00%	10		7	N	None		02/2021		
Exc Award (06/30/2016, 06/30/2018)																
14849	INGERSOLL	12/14/1938	Active	17	0	0	0.00%	13		3	Y	4		07/2025		
Exc Award (06/30/2016)																
33218	INNERKIP & DIST	01/06/1977	Active	29	0	2	-6.45%	29	3	0	Y	2	R	06/2025		
14850	KITCHENER	08/05/1937	Active	30	0	0	0.00%	35		0	Y	3	N	07/2025		
Exc Award (06/30/2016, 06/30/2024)																
14851	KITCHENER OKTOBERFEST	09/17/1970	Active	10	0	0	0.00%	11		2	Y		N	02/2025		
36892	KITCHENER PIONEER	04/23/1979	Active	15	0	0	0.00%	16		1	Y	3	IP	05/2025		
59129	KITCHENER-WATERLOO COMM SPIRIT	02/11/1997	Active	13	0	0	0.00%	12		0	Y		N	06/2025		
Exc Award (06/30/2021, 06/30/2023)																
40871	LINWOOD & DIST	02/26/1982	Active	15	0	0	0.00%	14		1	Y		N	11/2019		
14939	LYNDEN	03/07/1957	Active	23	0	0	0.00%	26		1	Y		N	07/2025		
Exc Award (06/30/2016)																
29918	MARSVILLE & DISTRICT	11/13/1974	Active	4	0	0	0.00%	5		8	Y	19		06/2025		
Exc Award (06/30/2016)																
14853	MILVERTON	12/04/1939	Active	36	0	0	0.00%	32		1	Y		N	11/2019		
14855	MONKTON	09/15/1952	Active	20	0	0	0.00%	16		1	Y		N	05/2019		
130035	Mosborough Busy Busy	02/15/2017	Active	22	1	0	4.76%	22		0	Y	6	R	04/2024		
14861	PARADISE & DISTRICT L C	02/14/1973	Active	25	0	0	0.00%	19		1	Y	2		06/2025		
14945	PARIS	03/16/1931	Active	40	0	0	0.00%	42		1	Y		N	02/2025		
Exc Award (06/30/2017, 06/30/2018, 06/30/2024)																
68902	PLATTSVILLE & DISTRICT	06/17/2003	Active	14	0	0	0.00%	13		2	Y	3	R	02/2025		\$311.18
14946	ROCKTON	04/13/1965	Active	53	0	0	0.00%	52		0	Y		N	12/2023		
Exc Award (06/30/2018, 06/30/2021)																



Club Health Assessment for District A 15 through July 2025

INTERNATIONAL


			Status	Membership					Reports					Finance	LCIF	
Club Number	Club Name	Charter Date	Times in Status Quo in Past 2 Years	Current Member Count **	YTD Members Added	YTD Members Dropped	YTD Net Growth% ***	Member Count 1 Year Ago	Dropped Members Avg.Length of Service	Months Since Membership Update	Current Officers Reported ****	Current President Repeated Term	VP Reported *****	Last Date Reported Service (mm/yyyy)	Account Balance	YTD Donations
14864	ROCKWOOD & DISTRICT L C	03/03/1972	Active	25	0	0	0.00%	25		0	Y		N	06/2025		
14949	SHEFFIELD	04/26/1965	Active	15	0	0	0.00%	14		3	Y		R	04/2024		\$36.61
	Exc Award (06/30/2024)															
14947	ST GEORGE	04/11/1945	Active	60	0	0	0.00%	60		0	Y		N	04/2025		
	Exc Award (06/30/2016, 06/30/2018)															
14865	ST JACOBS	09/10/1953	Active	24	0	0	0.00%	25		1	Y		N	07/2025		
	Exc Award (06/30/2017)															
14866	ST MARYS	01/23/1940	Active	16	0	4	-20.00%	20	21	0	Y	3	N	04/2025		
14868	STRATFORD	01/13/1925	Active	11	0	0	0.00%	11		3	Y	2		01/2025		\$732.20
	Exc Award (06/30/2024)															
44432	SWEABURG & DIST	12/17/1984	Active	20	0	0	0.00%	21		0	Y		N	05/2025		
14870	THAMESFORD	01/04/1961	Active	67	0	0	0.00%	66		1	Y		N	06/2025		
	Exc Award (06/30/2016, 06/30/2018, 06/30/2019, 06/30/2023)															
14952	WATERDOWN DISTRICT L C	04/30/1967	Active	18	0	0	0.00%	17		1	Y		N	12/2022		
	Exc Award (06/30/2018)															
29919	WELLESLEY & DISTRICT	11/13/1974	Active	22	0	0	0.00%	21		2	Y	3	R	06/2025		
85011	WEST COAST	03/10/2005	Active(1)	18	0	2	-10.00%	14	12	0	Y	3	R	04/2023		
	Exc Award (06/30/2016)															
14857	WILMOT LIONESS	10/20/1967	Active	26	0	0	0.00%	27		2	Y		N	12/2022		
14875	WOODSTOCK	04/01/1931	Active	26	0	0	0.00%	26		1	Y		N	06/2025		\$732.19
	Exc Award (06/30/2016)															
68901	WOOLWICH COMMUNITY	06/17/2003	Active	51	0	0	0.00%	43		1	Y		N	05/2025		
	Exc Award (06/30/2024)															

Clubs Cancelled Previous Fiscal Year – Clubs Cancelled within last 12 months may be reinstated

Club Number	Club Name	Charter Date	Current Status*	Cancellation Date
14876	ZURICH	12/22/1944	Cancelled(6*)	08/29/2024



Club Health Assessment for District A 15 through July 2025

<div>International Club of Presidents</div>						Status		Membership					Reports				Finance		LCIF
						Times in Status Quo in Past 2 Years		Current Member Count **	YTD Members Added	YTD Members Dropped	YTD Net Growth***	Member Count 1 Year Ago	Dropped Members Avg.Length of Service	Months Since Membership Update	Current Officers Reported ****	Current President Repeated Term	VP Reported *****	Last Date Reported Service (mm/yyyy)	Account Balance
Club Number	Club Name		Charter Date																
Current Total Clubs Count	YTD New Clubs Count	YTD Cancelled Clubs Count	YTD Net Club Gain	Current Total Members Count	YTD Add	YTD Drop	YTD Net Growth	YTD Net Growth %	Member Count 12 Months Ago	Average Member Count Per Club	% of Clubs with less than 20 members	% No Officer Report in 12 Months	% of Clubs with balance 90+ days	Number of Clubs in Status Quo	% Status Quo Clubs in Financial Suspension	Number of Cancelled Clubs	Average Cancelled Club Age	Members Lost Due to Cancellation	% of Clubs Cancelled for Non-Financial Reasons
56	0	0	0	1,300	2	11	-9	-0.69%	1,284	23	52%	0%	2%	0	0%	0	0	0	0%

* - P - Priority Club. Cancellation Reasons: 1-Objectives/conduct, 2-Non-active club, 5-Non-existing club, 6-Disbanding, 7-Merger, 8-Financial Suspension, 9-District/Multiple District Dues.

** Red denotes below 15 active members.

*** Red denotes 20% + loss.

**** Y - all 3 (President, Secretary, Treasurer) club officers reported, N - not all 3 reported.

***** Abbreviation: N-New, IP-Immediate Past, R-Repeat.




Club Health Assessment for District A 16 through July 2025

			Status	Membership					Reports				Finance		LCIF	
Club Number	Club Name	Charter Date	Times in Status Quo in Past 2 Years	Current Member Count **	YTD Members Added	YTD Members Dropped	YTD Net Growth% ***	Member Count 1 Year Ago	Dropped Members Avg.Length of Service	Months Since Membership Update	Current Officers Reported ****	Current President Repeated Term	VP Reported *****	Last Date Reported Service (mm/yyyy)	Account Balance	YTD Donations
Clubs less than two years old																
171839	Vaughan Saga	05/29/2024	Active(1)	20	0	0	0.00%	22		4	N	None		03/2025		
182269	York Region Caring	06/22/2025	Newly Chartered	25	0	0	0.00%	0		1	N	None		06/2025		
179754	Zephyr Scott	01/31/2025	Active	23	0	0	0.00%	0		5	Y	2	R	05/2025	90+ Days	
Clubs more than two years old																
14583	AJAX	12/10/1953	Active	19	0	0	0.00%	16		1	Y		N	05/2025		
Exc Award (06/30/2023)																
128874	Angus Glen	09/29/2016	Active	12	0	0	0.00%	11		0	Y	2	N	06/2025		
Exc Award (06/30/2018, 06/30/2021)																
14955	AURORA	04/12/1944	Active	23	1	0	4.55%	21		0	Y			07/2025		
Exc Award (06/30/2016, 06/30/2018, 06/30/2022)																
14959	BEAVERTON	12/12/1947	Active	55	0	0	0.00%	54		1	Y		N	06/2025		
Exc Award (06/30/2017)																
39045	BLACKSTOCK CARTWRIGHT	11/20/1980	Active	15	0	0	0.00%	18		1	Y			06/2025		\$36.61
Exc Award (06/30/2017, 06/30/2019, 06/30/2021, 06/30/2023)																
37049	BOBCAYGEON & DISTRICT	05/17/1979	Active	26	1	0	4.00%	18		0	Y		N	06/2025		
Exc Award (06/30/2020, 06/30/2021)																
14963	BRECHIN DISTRICT L C	03/12/1969	Active	13	0	0	0.00%	13		3	Y	7	R	04/2025		
105676	BROOKLIN ASHBURN MYRTLE	06/03/2009	Active	4	0	0	0.00%	5		1	Y			09/2024		
Exc Award (06/30/2021)																
102253	CANADA HK UNIONVILLE DONCREST N HORIZON	06/03/2008	Active	20	0	0	0.00%	20		2	Y		R	11/2024		
Exc Award (06/30/2022)																
14965	CANNINGTON	01/08/1948	Active	27	0	0	0.00%	24		1	Y		N	01/2025		
Exc Award (06/30/2021, 06/30/2024)																
145966	Cannington Lioness	05/20/2021	Active	8	0	0	0.00%	10		1	Y	2	R	06/2025		\$256.27
Exc Award (06/30/2022, 06/30/2023, 06/30/2024)																
14966	CLAREMONT DISTRICT L C	02/28/1968	Active	5	0	0	0.00%	5		10	N	None		02/2025		
Exc Award (06/30/2018)																



Club Health Assessment for District A 16 through July 2025

			Status	Membership					Reports					Finance		LCIF
Club Number	Club Name	Charter Date	Times in Status Quo in Past 2 Years	Current Member Count **	YTD Members Added	YTD Members Dropped	YTD Net Growth% ***	Member Count 1 Year Ago	Dropped Members Avg.Length of Service	Months Since Membership Update	Current Officers Reported ****	Current President Repeated Term	VP Reported *****	Last Date Reported Service (mm/yyyy)	Account Balance	YTD Donations
14592	COBOCONK	06/22/1953	Active	22	0	0	0.00%	21		1	Y	4	N	06/2025		
40756	DUNSFORD & DIST	01/31/1982	Active	17	0	0	0.00%	18		2	Y		R	06/2025		\$732.19
	Exc Award (06/30/2024)															
29614	FENELON FALLS & DISTRICT	06/28/1974	Active	20	0	0	0.00%	22		1	Y		N	06/2025		
	Exc Award (06/30/2019)															
44538	FOWLERS CORNERS & DIST	01/11/1985	Active	41	0	0	0.00%	35		2	Y		N	07/2025		\$1,537.60
	Exc Award (06/30/2020, 06/30/2023)															
39046	GOODWOOD	11/10/1980	Active	16	0	0	0.00%	17		7	Y		N	11/2024		\$14.64
54692	GREENBANK & DIST	06/30/1993	Active	33	0	0	0.00%	24		2	Y		N	07/2025		
	Exc Award (06/30/2019, 06/30/2020, 06/30/2022)															
35058	HALIBURTON & DISTRICT L C	02/14/1978	Active	29	0	0	0.00%	32		2	Y	2	N	06/2025		
	Exc Award (06/30/2016, 06/30/2017, 06/30/2018, 06/30/2023)															
51095	HOLLAND LANDING & DIST	12/05/1990	Active	13	0	0	0.00%	14		1	N	None		06/2025		
	Exc Award (06/30/2022)															
32523	KESWICK & DISTRICT L C	06/30/1976	Active	4	0	0	0.00%	4		13	N	None		10/2024		
14977	KING CITY	05/22/1952	Active	20	0	0	0.00%	19		1	Y	2	R	06/2025		
50113	KINMOUNT & DIST	01/22/1990	Active	19	0	3	-13.64%	22	3	0	Y	2	N	06/2025		
	Exc Award (06/30/2016, 06/30/2020, 06/30/2021, 06/30/2022, 06/30/2023)															
14978	KIRKFIELD DISTRICT L C	03/09/1969	Active	14	0	0	0.00%	13		1	Y		R	07/2025		
	Exc Award (06/30/2022, 06/30/2023)															
14605	LINDSAY	04/14/1953	Active	26	0	2	-7.14%	24	3	0	Y	2	R	06/2025		\$73.22
14765	MAPLE	02/25/1948	Active	15	0	0	0.00%	15		1	Y	14	R	06/2025		
14981	MARKHAM	10/22/1943	Active	41	0	0	0.00%	36		0	Y	2	N	06/2025		\$100.62
	Exc Award (06/30/2017, 06/30/2022)															
152231	Markham Elite	08/17/2022	Active	25	0	0	0.00%	19		1	Y	2	R	06/2025		
152578	Markham Mantra	09/20/2022	Active	29	3	0	11.54%	25		0	Y	2	R	07/2025		
	Exc Award (06/30/2024)															
45109	MINDEN & DIST	06/17/1985	Active	21	0	0	0.00%	18		0	Y		N	07/2025		
	Exc Award (06/30/2017, 06/30/2022, 06/30/2023)															



Club Health Assessment for District A 16 through July 2025

INTERNATIONAL

			Status	Membership						Reports				Finance	LCIF	
Club Number	Club Name	Charter Date	Times in Status Quo in Past 2 Years	Current Member Count **	YTD Members Added	YTD Members Dropped	YTD Net Growth% ***	Member Count 1 Year Ago	Dropped Members Avg.Length of Service	Months Since Membership Update	Current Officers Reported ****	Current President Repeated Term	VP Reported *****	Last Date Reported Service (mm/yyyy)	Account Balance	YTD Donations
14983	MOUNT ALBERT DISTRICT	10/28/1968	Active	13	0	1	-7.14%	18	21	0	Y	2		06/2025		
	Exc Award (06/30/2019, 06/30/2022, 06/30/2023)															
14984	NEWMARKET	02/19/1931	Active	31	1	0	3.33%	30		0	Y		N	07/2025		
	Exc Award (06/30/2019, 06/30/2021, 06/30/2022)															
41341	NEWMARKET NORTH	05/24/1982	Active	36	1	2	-2.70%	34	0	0	Y		N	10/2024		\$36.61
	Exc Award (06/30/2017)															
14986	OAK RIDGES	03/14/1950	Active	10	1	0	11.11%	12		0	N	None	N	06/2025		
	Exc Award (06/30/2021, 06/30/2023)															
42948	OAKWOOD & DIST	07/05/1983	Active	24	0	0	0.00%	29		1	Y	2	R	07/2025		
	Exc Award (06/30/2018, 06/30/2022, 06/30/2024)															
145964	Omeme & District Lioness	05/20/2021	Active	12	0	0	0.00%	12		3	Y	2	R	06/2025		
	Exc Award (06/30/2023)															
14613	OMEMEE DISTRICT	01/22/1957	Active	15	0	0	0.00%	16		1	Y	2	N	09/2024		
	Exc Award (06/30/2017, 06/30/2019)															
98492	ONTARIO YORK REGION HERITAGE	02/06/2007	Active	16	1	0	6.67%	14		0	Y	2	R	07/2025		
103871	OSHAWA AIRPORT	10/28/2008	Active	29	0	0	0.00%	32		0	Y	2	N	07/2025		\$87.86
	Exc Award (06/30/2016, 06/30/2017, 06/30/2018, 06/30/2022, 06/30/2023, 06/30/2024)															
14615	OSHAWA NORTH OSHAWA	04/23/1970	Active	18	0	0	0.00%	20		3	Y	2	R	06/2025		
	Exc Award (06/30/2022)															
46960	OSHAWA WEST	02/27/1987	Active	22	0	0	0.00%	25		1	Y		N	12/2024		
	Exc Award (06/30/2018)															
145576	Pefferlaw Lioness	04/06/2021	Active	13	0	0	0.00%	12		3	Y		R	03/2025		
14990	PEFFERLAW DIST	01/24/1956	Active	43	5	1	10.26%	32	20	0	Y		N	07/2025	90+ Days	
	Exc Award (06/30/2018, 06/30/2023)															
14619	PORT PERRY	11/16/1937	Active	20	0	0	0.00%	21		1	N		N	07/2025		
	Exc Award (06/30/2020, 06/30/2022, 06/30/2023, 06/30/2024)															
14769	RICHVALE	06/27/1963	Active	14	0	0	0.00%	13		2	Y	5		05/2025		
	Exc Award (06/30/2019, 06/30/2020)															
14996	STOUFFVILLE	12/17/1937	Active	20	0	0	0.00%	20		3	Y		IP	06/2025		\$43.93



Club Health Assessment for District A 16 through July 2025

			Membership								Reports				Finance		LCIF		
Club Number	Club Name	Charter Date	Times in Status Quo in Past 2 Years	Current Member Count **	YTD Members Added	YTD Members Dropped	YTD Net Growth***	Member Count 1 Year Ago	Dropped Members Avg.Length of Service	Months Since Membership Update	Current Officers Reported ****	Current President Repeated Term	VP Reported *****	Last Date Reported Service (mm/yyyy)	Account Balance	YTD Donations			
Exc Award (06/30/2023)			Active	57	0	0	0.00%	57		1	N	None	N	05/2025					
14997	SUNDERLAND	09/12/1955																	
Exc Award (06/30/2019, 06/30/2023, 06/30/2024)																			
14774	THORNHILL DISTRICT	02/23/1947																	
38446	UDORA & LEASKDALE L C	05/23/1980																	
Exc Award (06/30/2016, 06/30/2017, 06/30/2023, 06/30/2024)																			
29212	UXBRIDGE & DISTRICT	04/22/1974																	
Exc Award (06/30/2017)																			
110880	VICTORIA MARKHAM SQUARE	05/02/2011	Active	18	1	0	5.88%	17		0	Y		R	05/2025		\$366.10			
Exc Award (06/30/2018, 06/30/2024)			Active	23	0	0	0.00%	25		1	Y		N	07/2025					
15004	WOODVILLE & DISTRICT L C	04/18/1968																	
Exc Award (06/30/2017)																			
153318	York Region GRACE	01/05/2023	Active	15	2	2	0.00%	14	2	0	Y	4	N	06/2025					
Current Total Clubs Count	YTD New Clubs Count	YTD Cancelled Clubs Count	YTD Net Club Gain	Current Total Members Count	YTD Add	YTD Drop	YTD Net Growth	YTD Net Growth %	Member Count 12 Months Ago	Average Member Count Per Club	% of Clubs with less than 20 members	% No Officer Report in 12 Months	% of Clubs with balance 90+ days	Number of Clubs in Status Quo	% Status Quo Clubs in Financial Suspension	Number of Cancelled Clubs	Average Cancelled Club Age	Members Lost Due to Cancellation	% of Clubs Cancelled for Non-Financial Reasons
56	0	0	0	1,199	17	11	6	0.50%	1,133	21	46%	4%	4%	0	0%	0	0	0	0%

* - P - Priority Club. Cancellation Reasons: 1-Objectives/conduct, 2-Non-active club, 5-Non-existing club, 6-Disbanding, 7-Merger, 8-Financial Suspension, 9-District/Multiple District Dues.
** Red denotes below 15 active members.
*** Red denotes 20% + loss.
**** Y - all 3 (President, Secretary, Treasurer) club officers reported, N - not all 3 reported.
***** Abbreviation: N-New, IP-Immediate Past, R-Repeat.



Club Health Assessment for District N 1 through July 2025

			Status	Membership					Reports				Finance		LCIF	
Club Number	Club Name	Charter Date	Times in Status Quo in Past 2 Years	Current Member Count **	YTD Members Added	YTD Members Dropped	YTD Net Growth% ***	Member Count 1 Year Ago	Dropped Members Avg.Length of Service	Months Since Membership Update	Current Officers Reported ****	Current President Repeated Term	VP Reported *****	Last Date Reported Service (mm/yyyy)	Account Balance	YTD Donations
Clubs less than two years old																
180461	Sunbury-York South	02/13/2025	Active	24	0	0	0.00%	0		1	Y	2	R	05/2025		
Clubs more than two years old																
13737	ALBERTON	12/06/1966	Active	15	0	0	0.00%	13		1	N		N	07/2025		
13696	BARKERS POINT NORTHSIDE	07/09/1957	Active	5	0	0	0.00%	5		1	Y	6		01/2025		
34518	BATH	10/18/1977	Active	27	0	0	0.00%	24		4	Y	2	R	06/2025		
13738	BELFAST	01/14/1974	Active	18	0	0	0.00%	15		1	Y			11/2024		
45408	BOIESTOWN UPPER MIRAMICHI	10/21/1985	Active	23	0	0	0.00%	19		2	Y	2	N	07/2025		
13698	BOUCTOUCHE	05/21/1965	Active	11	0	0	0.00%	11		3	Y		N	07/2025		
45889	BURTON	03/20/1986	Active	29	0	0	0.00%	22		1	Y		N	06/2025		
30588	BURTT'S CORNER	04/16/1975	Active	29	0	0	0.00%	28		4	Y		N	02/2025	90+ Days	
30173	CAMPBELLTON	01/21/1975	Active	18	0	0	0.00%	24		3	Y		N	11/2024		
13701	CHIPMAN MINTO L C	05/12/1966	Active	10	0	0	0.00%	10		1	Y	15	R	02/2024		
13741	CORNWALL	01/22/1968	Active	7	0	0	0.00%	7		37	Y	3		01/2017		
30264	CYMBRIA	02/26/1975	Active	56	0	0	0.00%	50		1	Y		R	07/2025		
13702	DALHOUSIE	03/01/1965	Active	17	0	0	0.00%	18		1	Y		N	05/2025		
46710	DOUGLASTOWN	12/15/1986	Active	6	0	0	0.00%	10		4	Y		R	05/2025		
41015	EAST ROYALTY	03/19/1982	Active	15	0	0	0.00%	15		13	Y	2	R	02/2025		
29367	EASTERN CHARLOTTE	05/29/1974	Active	24	0	0	0.00%	21		0	Y		N	03/2025		
44834	FORT AUGUSTUS	04/02/1985	Active	17	0	0	0.00%	15		5	Y	2		03/2025		
13703	FREDERICTON	11/29/1950	Active	17	0	0	0.00%	21		1	Y		IP	06/2025		
13704	GEARY	07/19/1969	Active	21	0	0	0.00%	29		4	Y		N	07/2025		\$36.61
Exc Award (06/30/2018, 06/30/2022)																
41335	GRAND WASHADEMOAK	05/18/1982	Active	21	6	0	40.00%	13		0	Y	3	R	03/2024		
45324	HAMPTON	08/13/1985	Active(1)	24	1	0	4.35%	24		0	Y		N	06/2025		
13707	HARVEY STATION	08/04/1968	Active	17	0	0	0.00%	19		1	Y		N	07/2025		
Exc Award (06/30/2018)																



Club Health Assessment for District N 1 through July 2025

			Status	Membership					Reports					Finance	LCIF	
Club Number	Club Name	Charter Date	Times in Status Quo in Past 2 Years	Current Member Count **	YTD Members Added	YTD Members Dropped	YTD Net Growth% ***	Member Count 1 Year Ago	Dropped Members Avg.Length of Service	Months Since Membership Update	Current Officers Reported ****	Current President Repeated Term	VP Reported *****	Last Date Reported Service (mm/yyyy)	Account Balance	YTD Donations
13708	HAVELOCK	09/24/1953	Active(1)	9	0	0	0.00%	9		15	Y	4	R	06/2025		
13715	HUMPHREY LEWISVILLE	04/19/1971	Active	23	0	0	0.00%	24		0	Y	2	N	06/2025		
13744	SUNNY BRAE															
13744	HUNTER RIVER	03/06/1973	Active	16	0	0	0.00%	16		1	Y	2	N	06/2025		
40426	JEMSEG	10/14/1981	Active	16	0	0	0.00%	16		15	Y		N	05/2025		
13711	KENNEBECASIS	10/25/1959	Active	19	0	0	0.00%	21		2	Y	3	R	02/2020		
13745	KENSINGTON	10/29/1954	Active	20	3	0	17.65%	17		0	Y		N	06/2025		
49412	LAKEVILLE	04/19/1989	Active	5	0	0	0.00%	5		2	Y	21		07/2025		
54686	MALPEQUE BAY AREA	06/30/1993	Active	6	0	0	0.00%	6		5	Y	4		06/2023		
29528	MC ADAM	06/28/1974	Active	30	0	0	0.00%	29		1	Y		N	05/2025		
37424	MILLIDGEVILLE-NORTH END L C	07/13/1979	Active	16	0	0	0.00%	15		4	Y		N	07/2025		
13714	MONCTON	04/06/1949	Active	24	0	0	0.00%	21		1	Y		N	06/2025		
13746	MONTAGUE	05/16/1968	Active	6	0	0	0.00%	8		1	Y	3		11/2022		
13747	MORELL	11/10/1969	Active	15	0	0	0.00%	15		14	Y	3		12/2017		
142382	Mount Stewart	08/18/2020	Active(1)	12	0	0	0.00%	12		15	Y	2		07/2024		
13716	NACKAWIC	10/22/1970	Active	29	0	0	0.00%	23		1	Y	2	R	06/2025		
13717	NASHWAAKSIS	03/22/1966	Active	54	0	1	-1.82%	52	37	0	Y		N	09/2024		
46540	NEW MARYLAND	09/16/1986	Active	19	0	0	0.00%	21		3	Y		R	06/2025		
13718	NEWCASTLE	02/11/1965	Active	19	0	0	0.00%	29		1	Y			05/2025		
32080	NORTH & SOUTH ESK L C	04/22/1976	Active	12	0	0	0.00%	11		3	Y	10		09/2018		
13750	NORTH RUSTICO	11/07/1966	Active	18	0	0	0.00%	19		3	Y		N	07/2025		
13751	OLEARY	08/28/1962	Active	17	0	0	0.00%	18		4	Y		N	04/2025		
13752	PARKDALE SHERWOOD L C	07/25/1960	Active	42	0	0	0.00%	42		3	Y		N	07/2025		
77933	PICKWAUKET	12/10/2003	Active	6	0	0	0.00%	12		0	Y	2	R	04/2025		\$18.30
Exc Award (06/30/2021)																
143088	Pokeshaw & Black Rock Club	12/01/2020	Active	30	0	0	0.00%	22		2	Y	6	N			
13709	QUISPAMSIS ISLAND VIEW	12/18/1973	Active	15	0	1	-6.25%	16	3	0	Y	2	N	06/2025		
13721	REXTON	03/15/1962	Active	47	0	0	0.00%	36		1	Y			11/2024		
13723	RIVER VALLEY L C	05/03/1967	Active	9	0	0	0.00%	12		1	Y	3	R	03/2025		



Club Health Assessment for District N 1 through July 2025


			Status	Membership						Reports				Finance		LCIF
Club Number	Club Name	Charter Date	Times in Status Quo in Past 2 Years	Current Member Count **	YTD Members Added	YTD Members Dropped	YTD Net Growth% ***	Member Count 1 Year Ago	Dropped Members Avg.Length of Service	Months Since Membership Update	Current Officers Reported ****	Current President Repeated Term	VP Reported *****	Last Date Reported Service (mm/yyyy)	Account Balance	YTD Donations
13724	RIVERVIEW	03/04/1960	Active	74	2	2	0.00%	69	11	0	Y		N	07/2025		
	Exc Award (06/30/2017)															
13730	SALISBURY	07/27/1953	Active	45	0	0	0.00%	43		1	Y	2	N	07/2025		
13731	SHEDIAC	10/04/1961	Active	9	0	0	0.00%	9		7	Y	2	R	05/2025		
46023	SHIPPAGAN	04/22/1986	Active	36	0	0	0.00%	36		2	Y	10		01/2015		
13734	SIMONDS	04/19/1963	Active	19	0	0	0.00%	20		1	Y		N	06/2025		
13755	SOURIS	07/27/1955	Active	34	0	0	0.00%	35		1	Y			01/2025		
13753	ST ELEANORS	04/11/1961	Active	32	12	0	60.00%	22		0	Y		N	07/2025		
33675	ST MARTINS & DISTRICT L C	04/08/1977	Active	11	0	0	0.00%	12		6	Y	7	N	05/2025		
13729	ST STEPHEN MILLTOWN	11/12/1958	Active	11	0	0	0.00%	11		15	Y			11/2017		
30046	STRATFORD AND AREA INC	12/23/1974	Active	25	1	0	4.17%	24		0	Y		N	07/2025		
13756	SUMMERSIDE	10/12/1954	Active	14	0	0	0.00%	17		0	Y		N	07/2024		
13735	SUSSEX	08/13/1953	Active	16	0	0	0.00%	21		1	Y	2	N	01/2025		
13720	TOBIQUE L C	09/11/1969	Active	14	0	0	0.00%	15		8	Y	2		12/2024		
33326	TRACADIE	02/11/1977	Active	22	0	0	0.00%	19		1	Y		N	08/2024		
39353	UPPER GAGETOWN RIVER ROAD	01/28/1981	Active	5	0	0	0.00%	8		2	Y	2		05/2025		
39809	UPPER NASHWAAK L C	04/23/1981	Active	11	0	0	0.00%	10		2	Y	10	R	05/2025		
13757	VERNON RIVER	04/18/1972	Active	11	0	0	0.00%	11		1	Y		N	02/2025		
13758	WINSLOE	04/28/1972	Active	29	0	0	0.00%	32		1	N		N	07/2025		
	Exc Award (06/30/2016)															

Clubs Cancelled Previous Fiscal Year – Clubs Cancelled within last 12 months may be reinstated

Club Number	Club Name	Charter Date	Current Status*	Cancellation Date
39871	DORCHESTER	05/13/1981	Cancelled(6*)	08/29/2024
30509	MAGNETIC HILL	04/07/1975	Cancelled(8*)	06/29/2025



Club Health Assessment for District N 1 through July 2025

<div>Club NumberClub NameCharter Date</div>						Status		Membership					Reports				Finance		LCIF
						Times in Status Quo in Past 2 Years	Current Member Count **	YTD Members Added	YTD Members Dropped	YTD Net Growth***	Member Count 1 Year Ago	Dropped Members Avg.Length of Service	Months Since Membership Update	Current Officers Reported ****	Current President Repeated Term	VP Reported *****	Last Date Reported Service (mm/yyyy)	Account Balance	YTD Donations
Current Total Clubs Count	YTD New Clubs Count	YTD Cancelled Clubs Count	YTD Net Club Gain	Current Total Members Count	YTD Add	YTD Drop	YTD Net Growth	YTD Net Growth %	Member Count 12 Months Ago	Average Member Count Per Club	% of Clubs with less than 20 members	% No Officer Report in 12 Months	% of Clubs with balance 90+ days	Number of Clubs in Status Quo	% Status Quo Clubs in Financial Suspension	Number of Cancelled Clubs	Average Cancelled Club Age	Members Lost Due to Cancellation	% of Clubs Cancelled for Non-Financial Reasons
68	0	0	0	1,403	25	4	21	1.52%	1,354	21	60%	0%	1%	0	0%	0	0	0	0%

* - P - Priority Club. Cancellation Reasons: 1-Objectives/conduct, 2-Non-active club, 5-Non-existing club, 6-Disbanding, 7-Merger, 8-Financial Suspension, 9-District/Multiple District Dues.

** Red denotes below 15 active members.

*** Red denotes 20% + loss.

**** Y - all 3 (President, Secretary, Treasurer) club officers reported, N - not all 3 reported.

***** Abbreviation: N-New, IP-Immediate Past, R-Repeat.



Club Health Assessment for District N 2 through July 2025

			Status	Membership						Reports				Finance		LCIF
Club Number	Club Name	Charter Date	Times in Status Quo in Past 2 Years	Current Member Count **	YTD Members Added	YTD Members Dropped	YTD Net Growth% ***	Member Count 1 Year Ago	Dropped Members Avg.Length of Service	Months Since Membership Update	Current Officers Reported ****	Current President Repeated Term	VP Reported *****	Last Date Reported Service (mm/yyyy)	Account Balance	YTD Donations
Clubs more than two years old																
13759	AMHERST	11/20/1954	Active	42	0	1	-2.33%	46	16	0	Y		N	07/2025		\$91.52
	Exc Award (06/30/2020)															
13760	ANNAPOLIS ROYAL	05/06/1957	Active	12	0	0	0.00%	13		2	Y	3	N	05/2025		
	Exc Award (06/30/2016, 06/30/2018)															
13761	ANTIGONISH	10/22/1962	Active	29	0	0	0.00%	30		1	Y		N	07/2025		
13762	ARMDALE FAIRVIEW ROCK	11/23/1955	Active	9	0	0	0.00%	10		2	Y	7	N	07/2025		\$64.43
13763	AYLESFORD DISTRICT	11/28/1967	Active	21	0	1	-4.55%	15	0	0	Y	3	R	12/2024		
13764	BADDECK	05/30/1951	Active	47	0	0	0.00%	47		1	Y		R	12/2024		
13765	BARRINGTON AREA	11/28/1962	Active	42	0	1	-2.33%	43	4	0	Y		N	07/2025		
87908	BEAVER BANK KINSAC	04/27/2005	Active	39	1	0	2.63%	44		0	Y		N	06/2025		\$36.61
13766	BEDFORD	01/23/1946	Active	37	0	0	0.00%	47		0	Y	2	N	01/2025		
	Exc Award (06/30/2016, 06/30/2017, 06/30/2023, 06/30/2024)															
13767	BERWICK	02/06/1961	Active	59	0	0	0.00%	53		1	Y	2	N	09/2023		
13768	BRIDGETOWN	08/29/1955	Active	14	0	0	0.00%	13		0	Y	2	N	04/2025		
13769	BRIDGEWATER AND AREA	09/19/1955	Active	17	0	0	0.00%	20		1	Y	3	R	06/2025		\$14.64
	Exc Award (06/30/2018)															
33174	CABOT TRAIL L C	12/31/1976	Active	11	0	0	0.00%	13		0	Y	2		03/2025		
13770	CANNING DISTRICT L C	10/30/1969	Active	35	0	1	-2.78%	31	1	0	Y			07/2025		
13771	CANSO	04/25/1968	Active	41	0	0	0.00%	37		1	Y		N	06/2025		
61040	CHESTER BASIN-NEW ROSS-CHESTER	07/22/1998	Active	15	0	0	0.00%	12		1	Y	3		07/2025	90+ Days	
44360	CHEZZETCOOK & DISTRICT	11/26/1984	Active	30	0	0	0.00%	22		3	N	None	N	06/2025		
	Exc Award (06/30/2023)															
38596	COLDBROOK & DIST L C	06/16/1980	Active	36	0	0	0.00%	36		3	Y		N	04/2025		
13772	DARTMOUTH	10/25/1945	Active	13	0	0	0.00%	14		0	Y		N	07/2025		
	Exc Award (06/30/2017)															
43349	DEEPBROOK WALDEC	01/31/1984	Active	21	0	0	0.00%	21		1	Y	3		05/2025		
	Exc Award (06/30/2017)															
105843	DIGBY AND AREA	06/19/2009	Active	13	0	0	0.00%	12		3	Y	2	N	07/2025		




Club Health Assessment for District N 2 through July 2025

INTERNATIONAL

			Status	Membership						Reports				Finance		LCIF
Club Number	Club Name	Charter Date	Times in Status Quo in Past 2 Years	Current Member Count **	YTD Members Added	YTD Members Dropped	YTD Net Growth% ***	Member Count 1 Year Ago	Dropped Members Avg.Length of Service	Months Since Membership Update	Current Officers Reported ****	Current President Repeated Term	VP Reported *****	Last Date Reported Service (mm/yyyy)	Account Balance	YTD Donations
13774	EASTERN PASSAGE COW BAY Exc Award (06/30/2018, 06/30/2019)	03/07/1972	Active	37	0	3	-7.50%	48	16	0	Y	2	N	07/2025		
13775	ENFIELD/ELMSDALE & DISTRICT	07/31/1972	Active	20	0	0	0.00%	17		0	N	None		05/2025		
46293	FALL RIVER & RIVERLAKE DIST	06/13/1986	Active	17	0	0	0.00%	18		1	Y	10	N	06/2024		
46024	GLACE BAY	04/01/1986	Active	9	0	0	0.00%	11		1	Y		R	12/2024		
43227	HANTSPORT & DISTRICT L C Exc Award (06/30/2016, 06/30/2022)	12/27/1983	Active	15	3	3	0.00%	16	0	0	Y			01/2025		
13777	HUBBARDS AREA L C	06/08/1973	Active	20	2	4	-9.09%	22	7	0	Y	2	R	09/2019		
13779	KENTVILLE	01/17/1949	Active	13	0	0	0.00%	11		1	Y		N	11/2024		
13780	KINGSTON Exc Award (06/30/2016, 06/30/2019, 06/30/2023, 06/30/2024)	02/14/1961	Active	70	0	1	-1.41%	79	1	0	Y		R	07/2025		
35733	LAKE ECHO AND AREA	06/30/1978	Active	35	0	0	0.00%	34		0	Y		N	07/2025		\$16.00
45102	LAWRENCETOWN & DISTRICT Exc Award (06/30/2017)	06/27/1985	Active	15	0	0	0.00%	17		4	Y	2	R	07/2025		
13781	LIVERPOOL	04/13/1964	Active	16	0	0	0.00%	19		2	N	None		08/2019		
36114	LOCKEPORT	10/30/1978	Active	6	0	0	0.00%	6		16	N	None		06/2019		
13783	LOUISDALE	04/17/1969	Active	19	0	0	0.00%	19		0	N	5		11/2019		
13786	MIDDLETON	11/08/1945	Active	18	0	0	0.00%	19		1	Y		N	07/2025		
30236	MILFORD & DISTRICT	02/10/1975	Active	22	0	0	0.00%	20		1	Y		N	07/2025		\$18.30
40729	MUSQUODOBOIT HARBOUR & DIST Exc Award (06/30/2024)	01/20/1982	Active	41	0	0	0.00%	41		2	Y	2	R	06/2025		
13787	MUSQUODOBOIT VALLEY L C	02/07/1973	Active	18	0	0	0.00%	19		1	Y	2	R	01/2025		
44835	NEW GERMANY & AREA Exc Award (06/30/2016, 06/30/2018)	04/23/1985	Active	31	0	0	0.00%	28		2	Y	3	N	07/2025		
13790	NEW WATERFORD	04/25/1948	Active	5	0	0	0.00%	5		0	Y	2				
150192	Nova Scotia Cyber Exc Award (06/30/2022)	03/17/2022	Active	10	0	0	0.00%	12		1	Y			07/2025		
13791	OXFORD AREA	09/04/1959	Active	10	0	0	0.00%	9		11	Y	2		03/2024		




Club Health Assessment for District N 2 through July 2025

			Status	Membership						Reports				Finance	LCIF	
Club Number	Club Name	Charter Date	Times in Status Quo in Past 2 Years	Current Member Count **	YTD Members Added	YTD Members Dropped	YTD Net Growth% ***	Member Count 1 Year Ago	Dropped Members Avg.Length of Service	Months Since Membership Update	Current Officers Reported ****	Current President Repeated Term	VP Reported *****	Last Date Reported Service (mm/yyyy)	Account Balance	YTD Donations
13792	PARRSBORO	05/07/1946	Active	30	0	0	0.00%	36		1	Y		N	12/2023		
13793	PICTOU AND AREA	08/30/1951	Active	17	0	0	0.00%	13		4	Y		N	07/2025		
13795	PORT WILLIAMS & DISTRICT	02/26/1970	Active	26	0	0	0.00%	27		1	Y	3	N	10/2024		
33534	PRESTON & AREA	03/22/1977	Active	12	0	1	-7.69%	14	42	0	Y	3		09/2024		
36887	PUBNICO AREA L C	04/23/1979	Active	17	0	0	0.00%	13		2	Y		R	07/2024		
13797	RIVER JOHN & DISTRICT	01/30/1970	Active	21	0	0	0.00%	17		0	Y	2	R	07/2024		
97417	RIVERPORT AND DISTRICT	06/28/2006	Active	12	0	0	0.00%	13		3	Y		N	12/2023		
13798	SACKVILLE NS	02/16/1970	Active	44	2	1	2.33%	34	34	0	Y		N	07/2025		
13801	SHEET HARBOUR	12/17/1947	Active	39	0	0	0.00%	40		0	Y	3		11/2024		
13802	SHELBURNE	04/06/1963	Active	24	0	0	0.00%	23		4	N	7	R	06/2025		
13803	SHUBENACADIE	11/04/1946	Active	9	0	0	0.00%	10		2	Y	2		07/2025		
115117	SPRINGHILL AND AREA	09/22/2011	Active	8	0	0	0.00%	8		11	N	None	N	07/2025		
Exc Award (06/30/2017)																
13805	SPRYFIELD	03/19/1957	Active	20	0	0	0.00%	17		2	Y	6	R	07/2025		
47484	ST MARGARET'S BAY	06/18/1987	Active	19	0	0	0.00%	17		0	Y	2	N	07/2025		
13800	ST MARYS DISTRICT L C	01/26/1973	Active	28	0	9	-24.32%	37	8	0	Y		N	07/2025		
13799	ST PETERS	05/19/1969	Active	32	0	0	0.00%	33		4	Y	2	R	02/2024		
13806	STELLARTON & AREA	03/07/1965	Active	15	0	0	0.00%	17		2	N	3		07/2025		
13807	SYDNEY	01/26/1948	Active	9	0	0	0.00%	9		2	Y	5	N	06/2025		
13811	TRURO & DISTRICT	02/16/1946	Active	17	0	0	0.00%	19		2	Y	2	N	11/2024		
Exc Award (06/30/2023)																
13812	WHYCOCOMAGH	12/17/1969	Active	4	0	0	0.00%	4		1	Y	8	R	07/2025		
13813	WINDSOR & DIST	05/31/1961	Active	9	0	0	0.00%	12		1	Y	2		06/2025		\$58.56
Exc Award (06/30/2023)																
13814	WOLFVILLE & DIST	06/09/1950	Active	25	0	0	0.00%	24		0	N	None	N	07/2025	90+ Days	
Exc Award (06/30/2019)																
13815	YARMOUTH	04/06/1956	Active	44	0	0	0.00%	44		1	Y		N	07/2025		\$146.44



Club Health Assessment for District N 2 through July 2025

 Club NumberClub NameCharter Date			Status	Membership						Reports				Finance		LCIF			
			Times in Status Quo in Past 2 Years	Current Member Count **	YTD Members Added	YTD Members Dropped	YTD Net Growth% ***	Member Count 1 Year Ago	Dropped Members Avg.Length of Service	Months Since Membership Update	Current Officers Reported ****	Current President Repeated Term	VP Reported *****	Last Date Reported Service (mm/yyyy)	Account Balance	YTD Donations			
Clubs Cancelled Previous Fiscal Year – Clubs Cancelled within last 12 months may be reinstated																			
Club Number	Club Name	Charter Date	Current Status*	Cancellation Date															
41480	COLE HARBOUR	06/07/1982	Cancelled(6*)	03/29/2025															
130460	Dalhousie University Campus	03/23/2017	Cancelled(8*)	12/30/2024															
13785	METEGHAN	05/10/1957	Cancelled(6*)	05/29/2025															
Current Total Clubs Count	YTD New Clubs Count	YTD Cancelled Clubs Count	YTD Net Club Gain	Current Total Members Count	YTD Add	YTD Drop	YTD Net Growth	YTD Net Growth %	Member Count 12 Months Ago	Average Member Count Per Club	% of Clubs with less than 20 members	% No Officer Report in 12 Months	% of Clubs with balance 90+ days	Number of Clubs in Status Quo	% Status Quo Clubs in Financial Suspension	Number of Cancelled Clubs	Average Cancelled Club Age	Members Lost Due to Cancellation	% of Clubs Cancelled for Non-Financial Reasons
65	0	0	0	1,511	8	26	-18	-1.18%	1,530	23	51%	2%	3%	0	0%	0	0	0	0%

* - P - Priority Club. Cancellation Reasons: 1-Objectives/conduct, 2-Non-active club, 5-Non-existing club, 6-Disbanding, 7-Merger, 8-Financial Suspension, 9-District/Multiple District Dues.

** Red denotes below 15 active members.

*** Red denotes 20% + loss.

**** Y - all 3 (President, Secretary, Treasurer) club officers reported, N - not all 3 reported.

***** Abbreviation: N-New, IP-Immediate Past, R-Repeat.



Club Health Assessment for District N 3 through July 2025

INTERNATIONAL

			Status	Membership					Reports					Finance	LCIF	
Club Number	Club Name	Charter Date	Times in Status Quo in Past 2 Years	Current Member Count **	YTD Members Added	YTD Members Dropped	YTD Net Growth% ***	Member Count 1 Year Ago	Dropped Members Avg.Length of Service	Months Since Membership Update	Current Officers Reported ****	Current President Repeated Term	VP Reported *****	Last Date Reported Service (mm/yyyy)	Account Balance	YTD Donations
Clubs less than two years old																
156819	Badger	01/11/2024	Active	15	0	0	0.00%	17		1	Y	3		06/2025		
156093	Bay St George CNA Campus	09/22/2023	Active	2	0	0	0.00%	4		1	Y	3		10/2023		
157316	Grand Falls-Windsor CNA	02/02/2024	Active(1)	1	0	0	0.00%	20		1	N					
157317	Grand Falls-Windsor Keyin	02/05/2024	Active	0	0	0	0.00%	11		1	N	None				
157197	MUN Grenfell	01/29/2024	P- Active	0	0	0	0.00%	27		2	N	None		10/2024		
Clubs more than two years old																
35358	ANCHOR POINT	04/28/1978	Active	23	0	0	0.00%	27		3	Y		N	07/2025		
Exc Award (06/30/2017)																
140425	Baie Verte Peninsula	12/11/2019	Active	26	1	1	0.00%	19	3	0	Y	6		07/2025		
13821	BISHOPS FALLS	04/22/1966	Active	39	2	0	5.41%	36		2	Y	2	N	05/2025		
135380	Blanc Sablon Centennial	08/01/2018	Active	16	0	0	0.00%	18		1	Y	7	N	02/2024		
13823	BOTWOOD	10/15/1951	Active	42	0	0	0.00%	53		1	Y		N	07/2025		
Exc Award (06/30/2017, 06/30/2022)																
13824	BUCHANS	11/18/1960	Active	26	0	0	0.00%	27		3	Y			03/2025		
Exc Award (06/30/2017, 06/30/2018)																
13825	BURGEO	05/19/1972	Active	23	0	0	0.00%	23		2	Y		N	03/2025		
13828	CHANNEL PORT AUX BASQUES	02/02/1951	Active	30	0	0	0.00%	42		1	Y	3	N	04/2025		
Exc Award (06/30/2017, 06/30/2018, 06/30/2024)																
130864	Conne River Aosamiaji'j Miawpukek First Nation	05/17/2017	Active	24	0	0	0.00%	27		1	Y			02/2025		
13831	CORNER BROOK	05/26/1948	Active	15	0	0	0.00%	15		1	Y	5		01/2025		
Exc Award (06/30/2017, 06/30/2023)																
36711	CORNER BROOK CURLING	03/22/1979	Active(1)	23	0	0	0.00%	23		1	Y		R	04/2025		
13832	DEER LAKE	07/30/1953	Active	19	0	0	0.00%	17		0	N	None		07/2025		
13835	ENGLISH HARBOUR WEST	12/21/1973	Active	39	0	0	0.00%	42		1	Y			06/2025		
13836	FLOWERS COVE	10/10/1966	Active	32	0	0	0.00%	20		3	Y	7	N	09/2023		
45103	FORTEAU	06/18/1985	Active	29	0	0	0.00%	28		2	Y		N	05/2025		
137415	Grand Falls-Windsor	02/11/2019	Active	25	0	0	0.00%	12		1	Y	4	R	07/2025		



Club Health Assessment for District N 3 through July 2025

			Status	Membership					Reports					Finance	LCIF	
Club Number	Club Name	Charter Date	Times in Status Quo in Past 2 Years	Current Member Count **	YTD Members Added	YTD Members Dropped	YTD Net Growth% ***	Member Count 1 Year Ago	Dropped Members Avg.Length of Service	Months Since Membership Update	Current Officers Reported ****	Current President Repeated Term	VP Reported *****	Last Date Reported Service (mm/yyyy)	Account Balance	YTD Donations
35054	GREEN ISLAND L C	02/21/1978	Active	22	0	0	0.00%	24		6	Y	7	R	04/2025		
13843	HARBOUR BRETON	11/26/1965	Active	39	0	0	0.00%	34		1	Y	3		06/2025		
30265	HERMITAGE	02/25/1975	Active	25	0	0	0.00%	26		2	Y		N	06/2025		
15031	LABRADOR CITY	06/13/1961	Active	13	0	0	0.00%	12		1	Y	7	R	03/2025		
Exc Award (06/30/2016)																
13846	LEWISPORTE	11/23/1951	Active	11	0	0	0.00%	14		3	Y	2	R	07/2025		
47251	MARYS HARBOUR	04/29/1987	Active	6	0	0	0.00%	6		15	Y	2		03/2024		
13849	MILLTOWN BAIE D'ESPOIR	05/23/1972	Active	53	0	0	0.00%	50		2	Y		R	05/2025		
123558	NL Green Bay South	01/06/2015	Active	17	0	0	0.00%	31		1	Y		R	10/2023		
Exc Award (06/30/2016)																
142135	NL Sight First	07/08/2020	Active(2)	5	0	0	0.00%	2		2	Y	2		07/2025	90+ Days	
13853	NORRIS POINT	06/01/1965	Active	21	0	0	0.00%	21		1	Y	4	R	06/2025		
Exc Award (06/30/2017, 06/30/2024)																
13855	PASADENA	11/20/1965	Active	33	0	0	0.00%	30		0	Y	2	N	07/2025		
Exc Award (06/30/2016, 06/30/2017, 06/30/2019)																
146488	Port Hope Simpson	06/03/2021	Active	10	0	0	0.00%	10		15	Y	4		10/2023		
28183	RAMEA	03/28/1974	Active	31	0	0	0.00%	36		2	Y	5	R	06/2025		
Exc Award (06/30/2017)																
35359	SANDY COVE	04/14/1978	Active	23	0	0	0.00%	23		8	Y			02/2024		
13864	SPRINGDALE	05/20/1953	Active	31	0	0	0.00%	32		4	Y	2		10/2024		
30589	ST ALBANS	04/11/1975	Active	30	0	0	0.00%	33		2	Y	2	N	12/2023	90+ Days	
13858	ST ANTHONY	09/19/1963	Active	11	0	0	0.00%	15		4	Y	3		05/2025		
13865	STEPHENVILLE	11/11/1952	Active	40	2	0	5.26%	40		0	Y	2	R	07/2025		
Exc Award (06/30/2017, 06/30/2018)																
13863	STEPHENVILLE CROSSING	06/21/1956	Active	11	0	0	0.00%	16		1	Y		IP	06/2025		
Exc Award (06/30/2017)																
44836	SUMMERSIDE	04/09/1985	Active	13	0	0	0.00%	15		4	Y	3	R	12/2024		
Exc Award (06/30/2019)																
30356	THREE RIVERS	03/19/1975	Active	29	0	0	0.00%	29		0	Y		N	07/2025		
Exc Award (06/30/2017)																



Club Health Assessment for District N 3 through July 2025

INTERNATIONAL

Club Number	Club Name	Charter Date	Status	Membership					Reports					Finance	LCIF	
			Times in Status Quo in Past 2 Years	Current Member Count **	YTD Members Added	YTD Members Dropped	YTD Net Growth***	Member Count 1 Year Ago	Dropped Members Avg.Length of Service	Months Since Membership Update	Current Officers Reported ****	Current President Repeated Term	VP Reported *****	Last Date Reported Service (mm/yyyy)	Account Balance	YTD Donations
35552	TROUT RIVER	05/15/1978	Active	29	0	0	0.00%	27		3	Y	3		04/2025	90+ Days	
13868	TWILLINGATE	05/26/1953	Active	31	0	0	0.00%	33		1	N	2	N	06/2025		
	Exc Award (06/30/2016, 06/30/2017, 06/30/2018)															
13869	UNITED TOWNS L C	08/21/1973	Active	23	0	0	0.00%	20		3	Y		N	05/2025		
	Exc Award (06/30/2016)															
135381	Viking Trail Centennial	07/12/2018	Active	4	0	0	0.00%	4		15	Y	5	R	10/2023		

Clubs Cancelled Previous Fiscal Year – Clubs Cancelled within last 12 months may be reinstated

Club Number	Club Name	Charter Date	Current Status*	Cancellation Date
13851	NEW WORLD ISLAND	11/23/1960	Cancelled(6*)	01/29/2025
143893	Norris Arm and Area	12/08/2020	Cancelled(6*)	03/29/2025

Current Total Clubs Count	YTD New Clubs Count	YTD Cancelled Clubs Count	YTD Net Club Gain	Current Total Members Count	YTD Add	YTD Drop	YTD Net Growth	YTD Net Growth %	Member Count 12 Months Ago	Average Member Count Per Club	% of Clubs with less than 20 members	% No Officer Report in 12 Months	% of Clubs with balance 90+ days	Number of Clubs in Status Quo	% Status Quo Clubs in Financial Suspension	Number of Cancelled Clubs	Average Cancelled Club Age	Members Lost Due to Cancellation	% of Clubs Cancelled for Non-Financial Reasons
46	0	0	0	1,010	5	1	4	0.40%	1,091	22	39%	2%	7%	0	0%	0	0	0	0%

* - P - Priority Club. Cancellation Reasons: 1-Objectives/conduct, 2-Non-active club, 5-Non-existing club, 6-Disbanding, 7-Merger, 8-Financial Suspension, 9-District/Multiple District Dues.

** Red denotes below 15 active members.

*** Red denotes 20% + loss.

**** Y - all 3 (President, Secretary, Treasurer) club officers reported, N - not all 3 reported.

***** Abbreviation: N-New, IP-Immediate Past, R-Repeat.



Club Health Assessment for District N 4 through July 2025

			Status	Membership					Reports				Finance		LCIF	
Club Number	Club Name	Charter Date	Times in Status Quo in Past 2 Years	Current Member Count **	YTD Members Added	YTD Members Dropped	YTD Net Growth% ***	Member Count 1 Year Ago	Dropped Members Avg.Length of Service	Months Since Membership Update	Current Officers Reported ****	Current President Repeated Term	VP Reported *****	Last Date Reported Service (mm/yyyy)	Account Balance	YTD Donations
Clubs less than two years old																
181536	CNA Campus	05/19/2025	Newly Chartered	22	0	0	0.00%	0		2	N	2				
Clubs more than two years old																
13817	ALEXANDER BAY L C	01/03/1974	Active	16	0	0	0.00%	16		1	Y		N	11/2024		
13818	ARNOLDS COVE	02/07/1968	Active	20	0	0	0.00%	20		3	N			07/2025		
48422	BACCALIEU	04/11/1988	Active	27	0	0	0.00%	32		3	Y		N	02/2025		
13819	BADGERS QUAY	03/05/1956	Active	22	0	0	0.00%	23		3	Y		N	06/2025		
Exc Award (06/30/2017, 06/30/2023, 06/30/2024)																
33676	BAY L'ARGENT	04/18/1977	Active	18	0	0	0.00%	19		2	N	None		04/2024		
13820	BAY ROBERTS	10/12/1964	Active	16	2	0	14.29%	20		0	N	None		12/2024		
29952	BLOOMFIELD-MUSGRAVETO WN	11/27/1974	Active	20	0	0	0.00%	23		1	N	20		07/2025		
13822	BONAVISTA	01/15/1967	Active	38	0	0	0.00%	37		1	Y	3	N	04/2025		
37632	BRIMSTONE HEAD L C	10/30/1979	Active	24	0	0	0.00%	21		2	Y	3	R	07/2025		
13829	CLARENVILLE	05/19/1964	Active	26	0	0	0.00%	24		0	Y		N	05/2025		
Exc Award (06/30/2023)																
29798	COME BY CHANCE	09/10/1974	Active	14	0	0	0.00%	14		4	Y		IP	06/2025		
13830	CONCEPTION BAY SOUTH	02/17/1971	Active	29	2	0	7.41%	31		0	Y	2	N	07/2025		
Exc Award (06/30/2018)																
13833	DUNVILLE	02/26/1973	Active	28	0	1	-3.45%	30	13	0	Y	3	N	06/2025		
46189	ENGLISH HARBOUR EAST	05/12/1986	Active	20	0	0	0.00%	20		3	N	None		06/2025		
36888	FORT POINT L C	04/23/1979	Active	30	0	0	0.00%	28		1	Y		N	07/2025		
Exc Award (06/30/2024)																
13838	FORTUNE	03/14/1970	Active	15	0	0	0.00%	17		2	Y	2	N	06/2025		
13839	GAMBO	02/25/1968	Active	48	0	0	0.00%	44		1	N		N	10/2024		
Exc Award (06/30/2017)																
13840	GANDER	07/06/1948	Active	22	0	0	0.00%	22		0	Y	3	R	07/2025		\$1,025.07
Exc Award (06/30/2024)																
29953	GARNISH	11/25/1974	Active	11	0	0	0.00%	13		1	Y	2		06/2025		



Club Health Assessment for District N 4 through July 2025

			Status	Membership					Reports				Finance		LCIF	
Club Number	Club Name	Charter Date	Times in Status Quo in Past 2 Years	Current Member Count **	YTD Members Added	YTD Members Dropped	YTD Net Growth% ***	Member Count 1 Year Ago	Dropped Members Avg.Length of Service	Months Since Membership Update	Current Officers Reported ****	Current President Repeated Term	VP Reported *****	Last Date Reported Service (mm/yyyy)	Account Balance	YTD Donations
Exc Award (06/30/2017)			Active	52	0	0	0.00%	45		1	Y		N	06/2025		
31931	GOULDS	03/18/1976														
Exc Award (06/30/2023)																
13841	GRAND BANK	10/23/1951	Active	29	0	0	0.00%	29		1	Y		N	06/2025		
Exc Award (06/30/2024)																
31932	HANT'S HARBOUR	03/31/1976	P- Active(1)	5	0	0	0.00%	2		1	Y	2		05/2025		
36712	HARE BAY-DOVER LC	03/12/1979	Active	10	0	0	0.00%	14		5	Y		N	02/2025		
29631	INDIAN BAY	07/23/1974	Active	28	0	0	0.00%	28		1	Y		N	06/2025		
Exc Award (06/30/2017)																
29272	MARYSTOWN	05/08/1974	Active	29	0	0	0.00%	32		2	Y	2	N	07/2025		
13847	MOUNT PEARL	03/07/1956	Active	16	0	1	-5.88%	18	22	0	Y		N	07/2025		
Exc Award (06/30/2024)																
115872	MUN CAMPUS	01/13/2012	Active	8	0	0	0.00%	17		5	Y			03/2025		
39621	MUSGRAVE HARBOUR	03/27/1981	Active	5	0	0	0.00%	5		1	N	2		02/2025		
13850	NEW HARBOUR DILDO	11/06/1969	Active	23	0	0	0.00%	17		1	Y		N	01/2025		
13854	NORTH HARBOUR L C	01/16/1974	Active	12	0	0	0.00%	12		4	Y	5		05/2025		
134798	Paradise Centennial	05/30/2018	Active	30	0	0	0.00%	29		1	Y		N	07/2025		
Exc Award (06/30/2024)																
13856	PLACENTIA	12/29/1960	Active	17	0	0	0.00%	16		1	Y		N	07/2025		\$366.10
33327	PORT REXTON AREA	02/25/1977	Active	17	0	0	0.00%	20		1	Y	8	N	05/2025		
13857	PORT UNION	11/21/1957	Active	22	0	0	0.00%	24		1	N		01/2024			
32728	PORTUGAL COVE-ST PHILLIPS L C	09/27/1976	Active	28	0	0	0.00%	25		1	Y	4		07/2025		
42067	POUCH COVE	12/20/1982	Active	33	0	0	0.00%	27		0	Y		N	07/2025		
Exc Award (06/30/2023)																
37425	RANDOM L C	07/05/1979	Active	21	0	0	0.00%	23		2	Y	2	R	06/2025		
Exc Award (06/30/2017, 06/30/2019)																
32931	SOUTHWEST ARM	11/10/1976	Active	44	0	0	0.00%	46		1	Y		N	07/2025		
Exc Award (06/30/2023)																
43735	ST BRENDANS	04/05/1984	Active	18	0	0	0.00%	19		9	N	None		10/2024		
13860	ST JOHNS	06/28/1948	Active	33	0	0	0.00%	38		1	Y		N	07/2025		
Exc Award (06/30/2023)																



Club Health Assessment for District N 4 through July 2025

INTERNATIONAL

			Status	Membership					Reports					Finance	LCIF	
Club Number	Club Name	Charter Date	Times in Status Quo in Past 2 Years	Current Member Count **	YTD Members Added	YTD Members Dropped	YTD Net Growth% ***	Member Count 1 Year Ago	Dropped Members Avg.Length of Service	Months Since Membership Update	Current Officers Reported ****	Current President Repeated Term	VP Reported *****	Last Date Reported Service (mm/yyyy)	Account Balance	YTD Donations
48047	ST VINCENTS	01/19/1988	Active	9	0	0	0.00%	9		11	Y	23		03/2025		
13866	SUNNYSIDE	02/05/1966	Active	19	0	0	0.00%	24		1	Y	2		04/2025		
	Exc Award (06/30/2017)															
46957	TERRENCEVILLE	02/26/1987	Active	18	0	0	0.00%	18		3	Y		N	06/2025		
	Exc Award (06/30/2023, 06/30/2024)															
124240	Torbay	02/25/2015	Active	11	0	0	0.00%	15		5	Y			07/2025		
29848	TREPASSEY	10/08/1974	Active	20	0	0	0.00%	20		9	Y	2	R	06/2025		
13870	VICTORIA	04/23/1973	Active	8	0	0	0.00%	9		1	Y	8	N	06/2025		
38298	WATERFORD HOSPITAL L C	04/15/1980	Active	10	0	0	0.00%	15		1	Y		N	01/2025		
29954	WHITBOURNE	11/25/1974	Active	12	0	0	0.00%	15		8	N	None		07/2025		

Clubs Cancelled Previous Fiscal Year – Clubs Cancelled within last 12 months may be reinstated

Club Number	Club Name	Charter Date	Current Status*	Cancellation Date
13861	ST LAWRENCE	05/14/1953	Cancelled(6*)	06/29/2025

Current Total Clubs Count	YTD New Clubs Count	YTD Cancelled Clubs Count	YTD Net Club Gain	Current Total Members Count	YTD Add	YTD Drop	YTD Net Growth	YTD Net Growth %	Member Count 12 Months Ago	Average Member Count Per Club	% of Clubs with less than 20 members	% No Officer Report in 12 Months	% of Clubs with balance 90+ days	Number of Clubs in Status Quo	% Status Quo Clubs in Financial Suspension	Number of Cancelled Clubs	Average Cancelled Club Age	Members Lost Due to Cancellation	% of Clubs Cancelled for Non-Financial Reasons
49	0	0	0	1,053	4	2	2	0.19%	1,065	21	45%	6%	0%	0	0%	0	0	0	0%

* - P - Priority Club. Cancellation Reasons: 1-Objectives/conduct, 2-Non-active club, 5-Non-existing club, 6-Disbanding, 7-Merger, 8-Financial Suspension, 9-District/Multiple District Dues.

** Red denotes below 15 active members.

*** Red denotes 20% + loss.

**** Y - all 3 (President, Secretary, Treasurer) club officers reported, N - not all 3 reported.

***** Abbreviation: N-New, IP-Immediate Past, R-Repeat.